

LOS ANGELES UNIFIED SCHOOL DISTRICT

SCHOOL CONSTRUCTION BOND CITIZENS' OVERSIGHT COMMITTEE

Rachel Greene, Chair

Tenth District PTSA

Chris Hannan, Vice-Chair

L.A. Co. Federation of Labor AFL-CIO

Margaret Fuentes, Secretary

LAUSD Student Parent

Araceli Sandoval-Gonzalez, Executive Committee

Early Education Coalition

Alvin Trotter, Jr., Executive Committee

L.A. Area Chamber of Commerce

Tracy Bartley

31st District PTSA

Laura Baz

LAUSD Student Parent

Neelura Bell

CA Charter School Association

Jeffrey Fischbach

CA Tax Reform Assn.

Greg Good

L.A. City Mayor's Office

D. Michael Hamner

American Institute of Architects

Hyepin Im

L.A. City Controller's Office

Susan Linschoten

L.A. Co. Auditor-Controller's Office

Dolores Sobalvarro

AARP

Roger Uy

Assoc. General Contractors of CA

Celia Ayala (Alternate)

Early Education Coalition

Dr. Clarence Monteclaro (Alternate)

Tenth District PTSA

Samantha Rowles (Alternate)

LAUSD Student Parent

Connie Yee (Alternate)

L.A. Co. Auditor-Controller's Office

Joseph P. Buchman – Legal Counsel

Burke, Williams & Sorensen, LLP

Lori Raineri and Keith Weaver – Oversight Consultants

Government Financial Strategies

Timothy Popejoy

Bond Oversight Administrator

Perla Zitle

Bond Oversight Coordinator

RESOLUTION 2021-31

BOARD REPORT NO. 118-21/22

**RECOMMENDING BOARD APPROVAL OF AMENDMENT TO THE
INFORMATION TECHNOLOGY DIVISION STRATEGIC EXECUTION PLAN
TO APPROVE THE SCHOOL NETWORK SYSTEMS UPGRADE PROJECT,
PHASE 1 (262 SITES)**

WHEREAS, District Staff proposes that the Board of Education amend the Information Technology Division (ITD) Strategic Execution Plan (SEP) to approve the definitions, allocate funds, and take the associated action(s) for the School Network Systems Upgrade Project, Phase 1 (262 Sites) as described in Attachments A, B, C, D1, D2, D3, D4, and E (the "Project").

WHEREAS, District Staff proposes the following actions:

- Approve execution of the School Network Systems Upgrade Project, Phase 1 (262 Sites).
- Allocate \$290,207,452 bond funding to complete the School Network Systems Upgrade Project, Phase 1 (262 Sites) including network equipment upgrades that qualify for 2022 and 2023 E-rate funding.
- Approve filing of 2022 and 2023 E-rate applications for 262 school sites for network equipment upgrades and related services.

WHEREAS, the SUP includes a spending target to address "Technology Infrastructure and System Upgrades"; and

WHEREAS, the School Network Systems Upgrade Project, Phase 1 (262 Sites) will replace obsolete, end-of-life, and failing network, telephone, and public-address equipment to modernize telecommunications systems, and/or replace security systems at 262 K-12 school sites, benefiting 171,485 students; and

RESOLUTION 2021-31

RECOMMENDING BOARD APPROVAL OF AMENDMENT TO THE INFORMATION TECHNOLOGY DIVISION STRATEGIC EXECUTION PLAN TO APPROVE THE SCHOOL NETWORK SYSTEMS UPGRADE PROJECT, PHASE 1 (262 SITES)

WHEREAS, District Staff proposes that this Project is consistent with the District's commitment to address critical technology, communication and safety needs; and

WHEREAS, District Staff anticipates that the proposed SEP amendment will facilitate implementation of the ITD SEP, and therefore, it will not adversely affect the District's ability to successfully complete the ITD SEP.

NOW, THEREFORE, BE IT RESOLVED THAT:

1. The School Construction Citizens' Bond Oversight Committee recommends that the Board of Education adopt amendment of the Information Technology Division Strategic Execution Plan to approve the School Network Systems Upgrade Project, Phase 1 (262 Sites) project listed above as described in Board Report 118-21/22, a copy of which is attached hereto in the form it was presented to the BOC and is incorporated herein by reference.
2. This resolution shall be transmitted to the Los Angeles Unified School District Board of Education and posted on the Bond Oversight Committee's website.
3. The District is directed to track the above recommendation and to report on the adoption, rejection, or pending status of the recommendations as provided in section 6.2 of the Charter and Memorandum of Understanding between the Bond Oversight Committee and the District.

ADOPTED on October 28, 2021, by the following vote:

AYES: 8

ABSTENTIONS: 1

NAYS: 0


ABSENCES: 6

/Rachel Greene/

Rachel Greene
Chair

/Chris Hannan/

Chris Hannan
Vice-Chair



Board of Education Report

File #: Rep-118-21/22, **Version:** 1

Amendment to the Information Technology Division Strategic Execution Plan to Approve the School Network Systems Upgrade Project, Phase 1 (262 Sites)

November 9, 2021

Information Technology Division

Action Proposed:

Staff proposes that the Board of Education amend the Information Technology Division (ITD) Strategic Execution Plan (SEP) to approve the definitions, allocate funds, and take the associated action(s) for the School Network Systems Upgrade Project, Phase 1 (262 Sites) as described in Attachments A, B, C, D1, D2, D3, D4, and E.

The proposed actions are as follows:

- Approve execution of the School Network Systems Upgrade Project, Phase 1 (262 Sites).
- Allocate \$290,207,452 bond funding to complete the School Network Systems Upgrade Project, Phase 1 (262 Sites) including network equipment upgrades that qualify for 2022 and 2023 E-rate funding.
- Approve filing of 2022 and 2023 E-rate applications for 262 school sites for network equipment upgrades and related services.

Background:

On August 24, 2021, the Board of Education approved the update to the School Upgrade Program (SUP) to integrate Measure RR funding and priorities (Brd. Rpt. 027-21/22), the next phase of the District's Bond Program, which will modernize, build and repair school facilities to improve student health, safety and educational quality. The Board's action approved the overarching goals and principles, funding sources, specific categories of need, and spending targets for the SUP. As proposed projects are developed, they are submitted to the Bond Oversight Committee (BOC) for consideration and the Board of Education for approval.

The SUP includes a spending target to address "Technology Infrastructure and System Upgrades." The intended outcome of the proposed project to be executed within this spending target is:

- School Network Systems Upgrade Project, Phase 1 (262 Sites): This project will replace obsolete, end-of-life, and failing network, telephone, and public-address equipment to modernize telecommunications systems, and/or replace security systems at 262 K-12 school sites, benefiting 171,485 students.
\$290,207,452 (100% Bond)
ITD will apply for E-rate funding for network equipment upgrades

If approved, ITD will provide quarterly updates on the Project.

Expected Outcomes:

Staff anticipates that the Board will amend the ITD SEP to define the new project described herein and allocate \$290,207,452 of Bond Program funding. This project will help address the critical needs of the District's technology infrastructure and security systems.

Board Options and Consequences:

Failure or delay of approval will postpone the execution and/or implementation of the proposed project and the associated benefit to the schools and students.

Policy Implications:

This action is consistent with the District's long-term goal to address unmet school needs as described in Proposition BB and Measures K, R, Y, Q, and RR.

Budget Impact:

The proposed project has a total budget of \$290,207,452 of Bond Program funding. This funding will be allocated from "Technology Infrastructure and System Upgrades" SUP category of bond funds.

The District will apply for E-rate funding for qualifying network equipment upgrades.

Upon completion of the project, no ongoing General Funds are needed to maintain the telecommunication, network, and security equipment at the 262 school sites.

Student Impact:

The project enables the District to provide critical communication capabilities required for daily operations, and student and staff safety.

Equity Impact:

See attached.

Issues and Analysis:

A District-wide survey was completed in 2017 to identify the condition of schools' telecommunications systems. Schools' systems are prioritized and ranked by the following criteria: system condition, available parts, failure rates, end-of-support, technology options and incidents (SAFETI). As funding has become available, telecommunication projects have been executed. Despite the progress that has been made, approximately 70% of K-12 school sites are experiencing IT systems reliability and availability challenges. This board report presents Phase 1 of a two-phase project to deliver a modernized, state-of-the-art network to all District schools. Phase 2 will be brought forward for approval in Q1 2023.

Bond Oversight Committee Recommendations:

The School Construction Bond Citizens' Oversight Committee (BOC), at its October 28, 2021 meeting, considered this item. Staff has concluded that this proposed SEP Amendment will facilitate the implementation of the ITD SEP, and therefore it will not adversely affect the District's ability to successfully complete the ITD SEP.

Attachments:

Attachment A - Project Definition

Attachment B - Bond Oversight Committee Resolution

Attachment C - Presentation Slide Deck

Attachment D1 - Implementation Schedule by Site - Phase 1 Year 1

Attachment D2 - Implementation Schedule by Board District - Phase 1 Year 1

Attachment D3 - Implementation Schedule by Site - Phase 1 Year 2

Attachment D4 - Implementation Schedule by Board District - Phase 1 Year 2

Attachment E - Equity Impact Statement

Informatives:

None

Submitted:

10/21/2021

RESPECTFULLY SUBMITTED,

APPROVED BY:

MEGAN K. REILLY
Interim Superintendent

PEDRO SALCIDO
Interim Deputy Superintendent
Office of the Deputy Superintendent

REVIEWED BY:

APPROVED & PRESENTED BY:

DEVORA NAVERA REED
General Counsel

SOHEIL KATAL
Chief Information Officer
Information Technology Division

___ Approved as to form.

REVIEWED BY:

TONY ATIENZA
Director, Budget Services and Financial Planning

___ Approved as to budget impact statement.



Information Technology Strategic Execution Plan Amendments Project Definitions and Associated Actions Attachment A – BOE #118-21/22

Program: Safety, Communications, and Security
Project: School Network Systems Upgrade Project, Phase 1 (262 Sites)
Budget: \$290,207,452 (100% Bond)

Introduction

Critical updates to high-speed fiber network systems and equipment, wired local area network (LAN), wireless local area network (WLAN), telephone, public address (PA), and security systems are required at 994 K-12 Los Angeles Unified schools located on 607 sites, serving 372,457 students. The School Network Systems Upgrade Phase 1 (262 Sites) will upgrade systems and equipment at 262 of the 607 sites (or 446 of the 994 schools) requiring updates, benefiting 171,485 students. The remaining 345 sites (546 schools) will be targeted to be updated as part of a subsequent Phase 2 project.

The School Network Systems upgrades are critical to (1) provide the systems and upgrades needed to support the increased use of online teaching and learning tools that support student learning and (2) take advantage of Internet Protocol (IP)-based communications systems to support school communications and safety. Ensuring the District is equipped to satisfy these demands has become even more critical as LAUSD has become, in an extraordinarily short period of time, a school district where students have been provided access to a District computing device 24 hours a day, seven days a week. With students' return to in-classroom learning, the requisite demand for network access has increased even more dramatically, given the rapid increase in the number of computing devices that are present on school campuses. Phase 1 will upgrade systems and equipment to facilitate meeting and supporting this increased demand for speedy, efficient, and reliable communications and network systems. Phase 1 also includes the replacement or installation of new security systems at 31 school sites. Sites/schools identified in this project may receive some or all the technologies mentioned above.

Telecommunications services are essential to instruction, operation, and safety on school campuses. The District's Information Technology Division (ITD) continuously explores advancements in technologies and telephone and public address systems to provide reliable and cost-effective voice services at schools and offices.

The Los Angeles Unified schools' current telephone and public address / intercommunications systems are 15-20+ years old and most of the existing telecommunications cabling infrastructure is 15-30+ years old. As a result, approximately 70% of the K-12 schools will have increasing reliability and availability challenges with their telecommunications systems and services. School staff will continue experiencing phone outages and disruptions due to failing equipment and deteriorating cabling. Staff and



Information Technology Strategic Execution Plan Amendments

Project Definitions and Associated Actions

Attachment A – BOE #118-21/22

students will be at risk of not being able to make calls from or hear announcements in classrooms, in offices, or on other parts of the campus during times of emergencies or for daily communications.

Scope

The School Network Systems Upgrade Program will upgrade the telecommunications system infrastructure at K-12 school sites. This project will replace obsolete, end-of-life, and/or failing fiber optic cable, local area network (LAN), wireless local area network (WLAN), private branch exchange (PBX) equipment and telephones, and public address (PA) equipment. This project will also replace security systems at school sites selected by local district administration.

The project scope includes the following:

- Replace aging fiber optic cable with 10 Gb, laser-optimized fiber optic cable, thereby significantly improving network performance.
- Replace obsolete, end of life, or failing LAN and WLAN network equipment to improve reliability and availability of critical communications in offices, classrooms, and the outside perimeter of the school.
- Replace PBX equipment with new Voice over Internet Protocol (VoIP) equipment and integrate equipment with each school's data network equipment and cabling.
- Replace PBX phones with VoIP telephony in offices, classrooms, and administrative support areas.
- Replace obsolete, end of life, and failing PA equipment with Internet Protocol (IP) public address equipment and interfaced equipment with existing District systems as required (e.g., telephone, fire alarm, bells/class change signaling, master clock).
- Replace legacy intrusion detection equipment with new state-of-the art IP-based digital equipment.
- Install security systems in a subset of schools as identified by local district administration.
- Apply for E-rate funding for qualifying network equipment upgrades.



Information Technology Strategic Execution Plan Amendments Project Definitions and Associated Actions Attachment A – BOE #118-21/22

Expected Outcomes

Expected project outcomes include:

- Improved access to online content and a safer connection for increased security to enhance online and remote learning instruction.
- Improved speeds for streaming instructional content, utilizing applications, such as Zoom, and accessing/downloading, i.e. digital textbook content from the District's Learning Management System, through upgrade of the Local Area Network.
- Enhanced learning and teaching opportunities for students and educators by improving connectivity to the schools' wireless network.
- Attained reliable voice communications services for 262 K-12 school sites to meet daily and emergency communication needs/allow teachers, support staff, and administrators to connect with parents and other school stakeholders more easily and reliably.
- Improved reliability and quality of school telephone services.
- Enhanced monitoring of equipment and reduced phone failures.
- Improved operational efficiencies.
- Improved safety and emergency communications, and reliability and availability of classroom notifications, throughout schools and classrooms.
- Reduced service and support costs.
- Improved reliability and quality of security systems to provide students and educators with a safer learning environment that fosters educational success.
- Integrated security systems under one monitoring system to reduce false alarms and improve reporting accuracy.

Schedule

Estimated completion is June 30, 2025. Schedule and budget information is provided in Attachments D1, D2, D3, and D4.



School Network Systems Upgrade Project



Proposed IT Strategic Execution Plan Amendment to Add School Network Systems Upgrade Project

Soheil Katal, Chief Information Officer

November 9, 2021






School Network Systems Upgrade Project: Defining the Problem

Internet of Things (IoT) and other additions onto the network

Increases to network demand:

- Increase in devices on LAUSD network that are not necessarily student devices will stress network now vs number of devices 10 years ago
- IoT/Building Automation Systems (BAS) such as HVAC, Emergency Lighting, Plumbing, Electrical, Marquees, Food Service kiosks, CCTV, Intrusion Alarms Master Clocks, Bells, Speakers and Phones.
- Automated external defibrillators (AEDs) are scheduled to be installed at all schools.



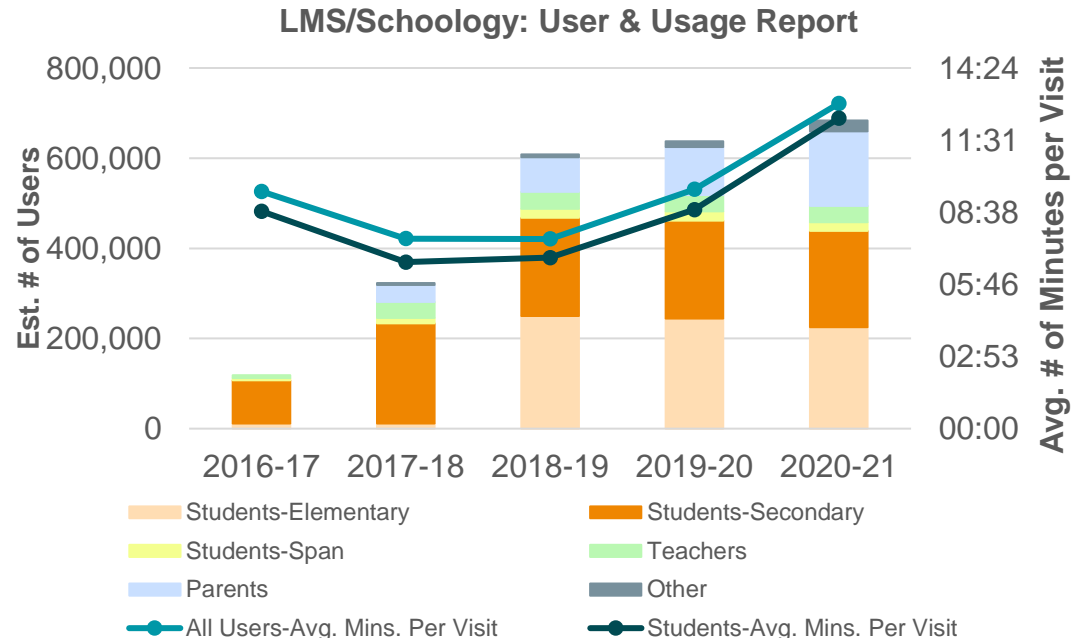


School Network Systems Upgrade Project: Defining the Problem

Learning Management System (LMS) Usage

Increased LMS activity and network demand:

- Estimated number of Student, Teacher, and Parent Users on LMS has increased fivefold since implementation.
- Student user count and activity on LMS has grown 86% over the last 4 years, with students and other users spending increased amounts of time on the LMS per visit.



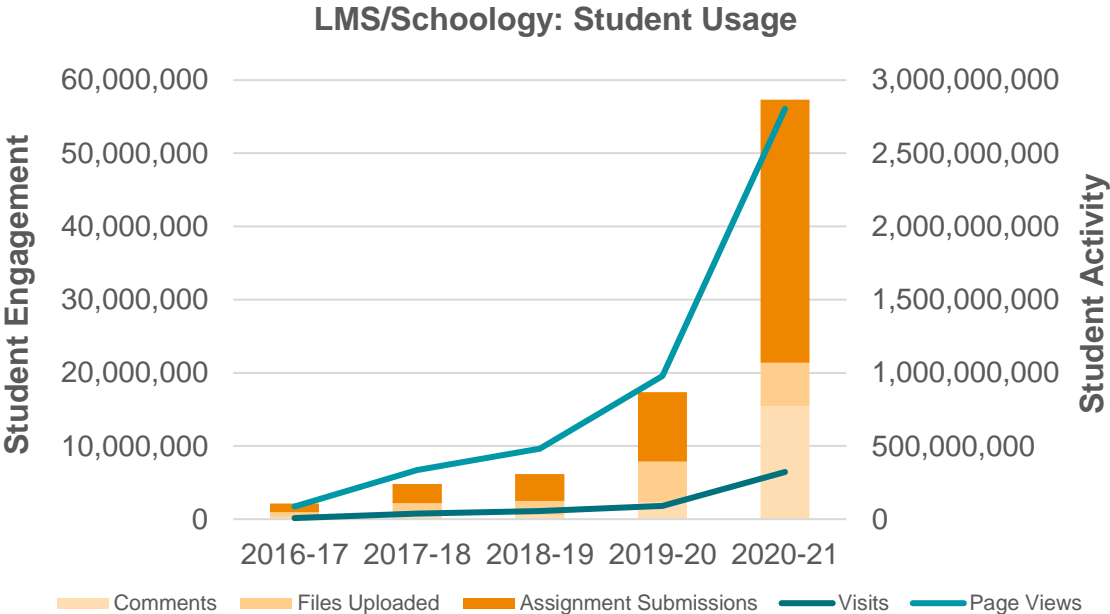


School Network Systems Upgrade Project: Defining the Problem

Learning Management System (LMS) Usage

Increased LMS activity and network demand:

- Student engagement and activity has grown exponentially over the last five years.
- Increased LMS activity has impacted the network demand for school sites.





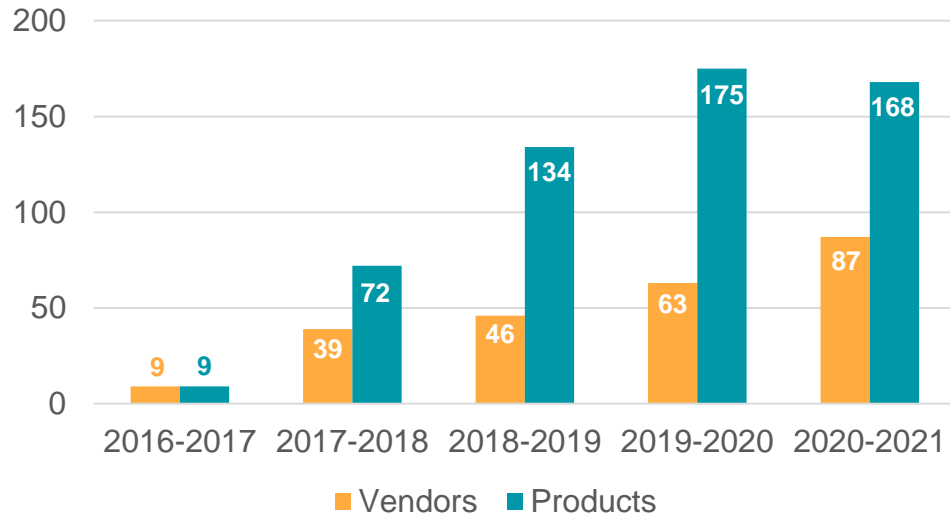
School Network Systems Upgrade Project: Defining the Problem

Digital Content Growth and Online Learning

Increased District Digital Content and Online Learning:

- List of vendors continues to grow each year.
- Products approved (applications) for instructional use have increased and become more available to students.
- Access to digital content will require more bandwidth for students and teachers.

District Digital Content
UDIPP Products Approved (by FY Approved)





School Network Systems Upgrade Project: Defining the Problem

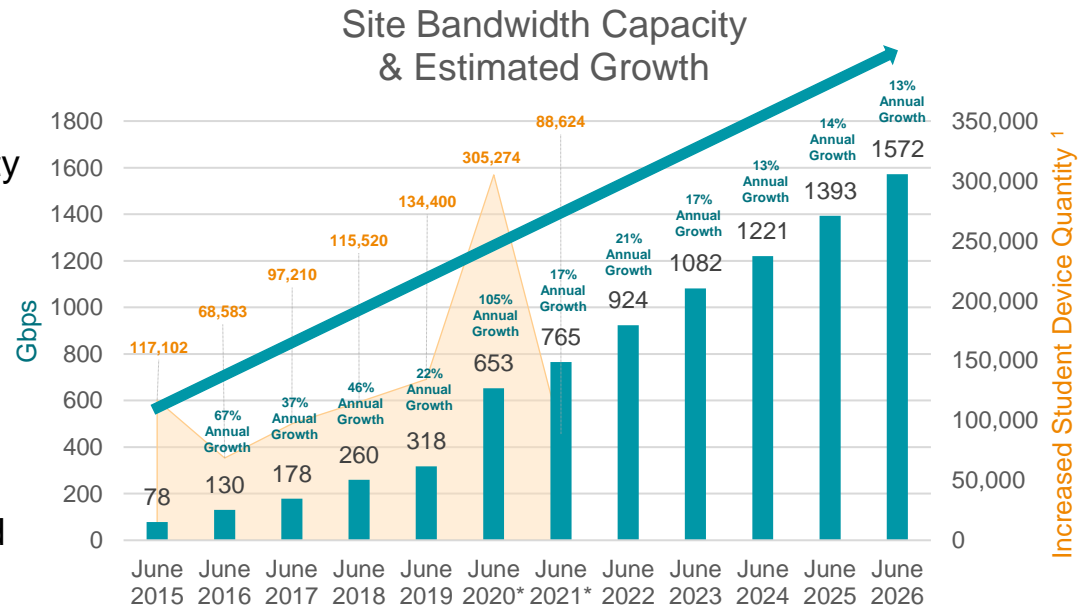
Bandwidth Capacity Growth Forecasts

SETDA recommendation and FCC adoption by 2023:

- Internet Connection – 1 Gbps capacity per 1,000 students (1 Mbps per device).

LAUSD Bandwidth

- Estimated 881% growth since 2015.
- Anticipated 1,915% growth by 2026.
- Bandwidth usage increases due to testing, increased online classes, and other instructional uses.



* This data was estimated as actual data was unavailable due to school closures

¹ Total Increase of Student Devices: 926,713



School Network Systems Upgrade Project



Every school needs a modernized network ready to grow and adapt to change in technology.



School Network Systems Upgrade Project

Benefits to Students and Schools

Targeted Components

Project Output

Benefit to Students & Schools

Fiber Optic
Cabling



10G fiber for **improved**
capacity and bandwidth speeds

Improves access to online content and provides a safer connection for increased security to enhance online and remote learning instruction.

Local Area Network
(LAN) / Wireless Local
Area Network (WLAN)



Faster internet speeds to the
classroom and **modernized**
backup batteries

Improves speeds for streaming instructional content, utilizing applications such as Zoom, and accessing / downloading i.e. digital textbook content from the District's Learning Management System.

Voice-over-
Internet Protocol
(VoIP) Phone



Enhanced calling service and
integration with PA system with
less risk of phone outages

Allows teachers, support staff, and administrators to connect with parents and other school stakeholders more easily and reliably.

Public Address
(PA)



More reliable and integrated
PA and phone systems

Improves safety and emergency communications throughout a school and school classrooms.

Security
Systems



Integrated intrusion alarm and
camera systems capabilities

Improved safety in the learning environment that fosters educational success.



School Network Systems Upgrade Project

Benefits of the E-Rate Program

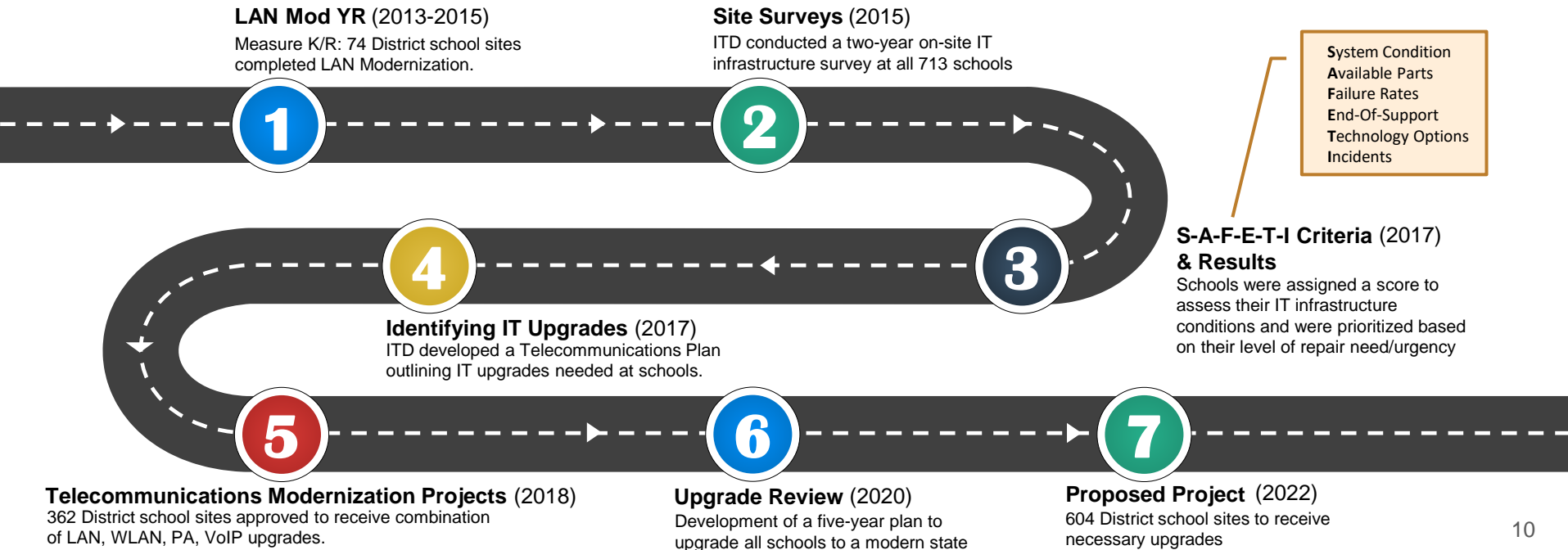
- The Federal Communications Commission's (FCC) E-Rate program makes telecommunications and information services affordable for schools by providing funds for telecommunications, Internet access, and Wi-Fi access.
- Federal program that provides funding opportunities on eligible expenditures for telecommunications and network equipment at schools.
- As with previous telecommunications projects, this project will seek potential E-Rate funds for eligible network equipment upgrades.





School Network Systems Upgrade Project

History of the School Network Systems Upgrade Program





School Network Systems Upgrade Project

S-A-F-E-T-I Criteria and Results

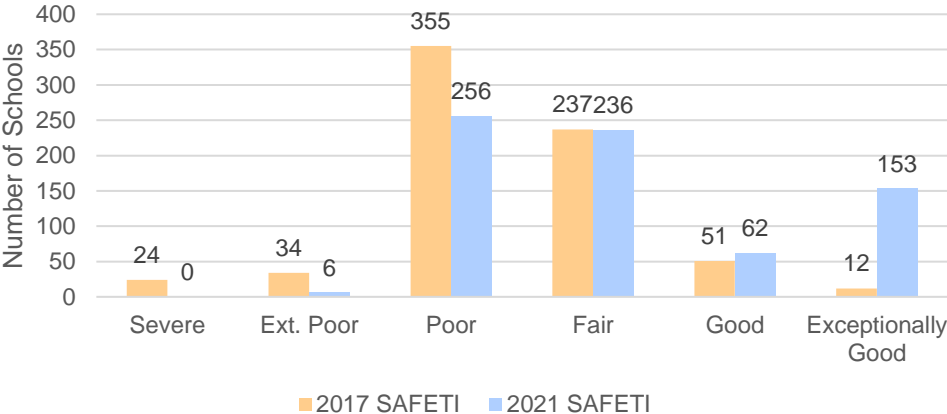
1 Site Surveys – All District school sites were surveyed to assess IT infrastructure conditions.

2 S-A-F-E-T-I Criteria – ITD developed a selection criteria for IT system repair and replacement priority in 2017 and updated data in 2021.

3 S-A-F-E-T-I Results – despite the progress, approximately 70% of K-12 school sites are experiencing IT system reliability and availability challenges.



S-A-F-E-T-I Classification Graph





School Network Systems Upgrade Project

Site Selection Criteria for Network and Security System Upgrades

Network System Upgrades:

- All District school sites were surveyed to assess IT infrastructure conditions.
- Schools were assigned a S-A-F-E-T-I score to assess their IT infrastructure conditions and were prioritized based on their level of repair need/urgency.

Security System Upgrades:

- ITD contacted Local District Administrators to determine the priority list of 31 sites to receive installs or upgrades of the security systems. Local District Administrators worked with Community of School Administrators and Principals on the prioritization.






School Network Systems Upgrade Project: Recent Progress

Telecommunications Modernization Project (TMP) Upgrades – Completions

Metrics as of 04/02/21

- Over **69** LAN systems have been upgraded representing **3,650** switches installed.
- Over **79** wireless networks have been upgraded representing over **9,600** wireless access points installed
- Over **92** new VoIP/PA systems have been upgraded representing **5,840** IP phones installed and **10,200** speakers integrated to the IP network.



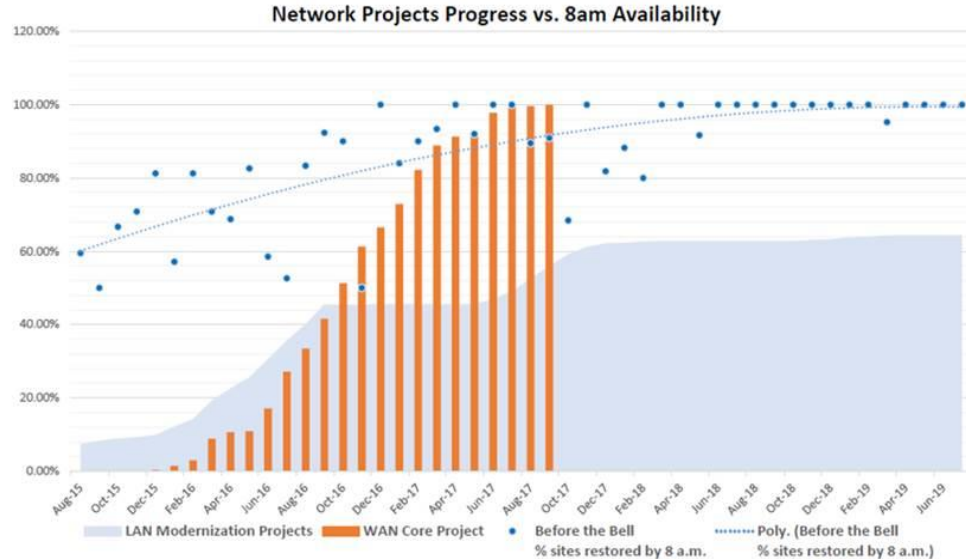


School Network Systems Upgrade Project: Recent Progress

TMP Upgrades – Improved Network Systems

As a result of the bond-funded TMP upgrades the District has experienced:

- Improved system uptime and school network reliability of 99.99% since 2015.
- Consistently higher percentage of site outages restored by 8am.





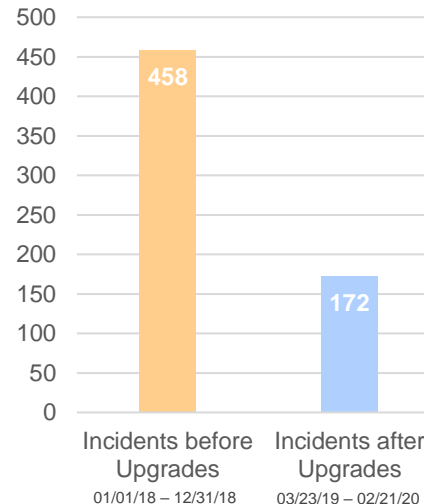
School Network Systems Upgrade Project: Recent Progress

TMP Upgrades – Improved Network Systems

As a result of the bond-funded TMP upgrades the District has experienced:

- Average of 50% reduction in school network/phone incidents opened from before and after project upgrades.
- Lesser impact towards school operational hours vs comparison group of schools with no upgrades.

Incident Trend of TMP-16 (Upgraded) Sites



Incident Trend of 16 Non-Upgraded Sites





School Network Systems Upgrade Project: Recent Progress

TMP Upgrades – School Feedback



“[New] phones are much more versatile than previous phones.”

-Andrea Kittelson (Principal – Walgrove ES)

“Teachers feel more connected to the office in an emergency.”

-Yadira Andrade (School Administrative Assistant – Bell HS)

“New systems reduce a lot of the [service] calls.”

-Paul Fallat II (Complex Project Manager)

“It’s more accessible to today’s technology.”

-Frances Valadez (Principal – West Vernon ES)

“Due to the network upgrades classrooms are able to stay connected all day long.”

-Mathew Needleman (Principal – Melrose ES)



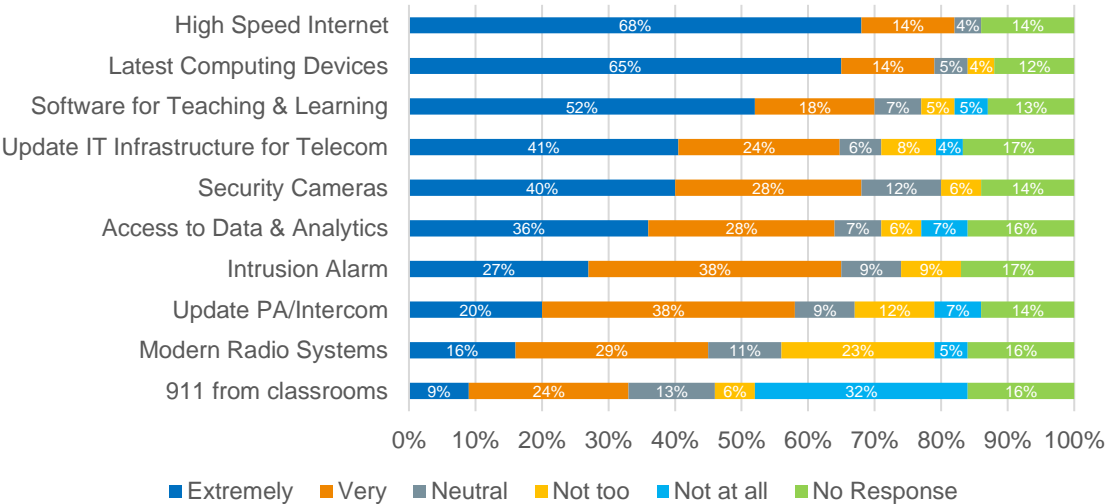
School Network Systems Upgrade Project: Recent Progress

School Technology Needs – Local District & Community of School Feedback

LD/CoS Feedback:

- Six (90-minute) Zoom sessions held with 54 participants to collect input through online polling tool and follow-up discussions.
- Participants included LD Superintendents, CoS Administrators, and LD Administrators.
- Results prioritized “High Speed Internet” across all grade levels.

Importance of Technology Investments at Schools





School Network Systems Upgrade Project:



What's next?

LAUSD needs approval to expand modernization to all remaining schools.



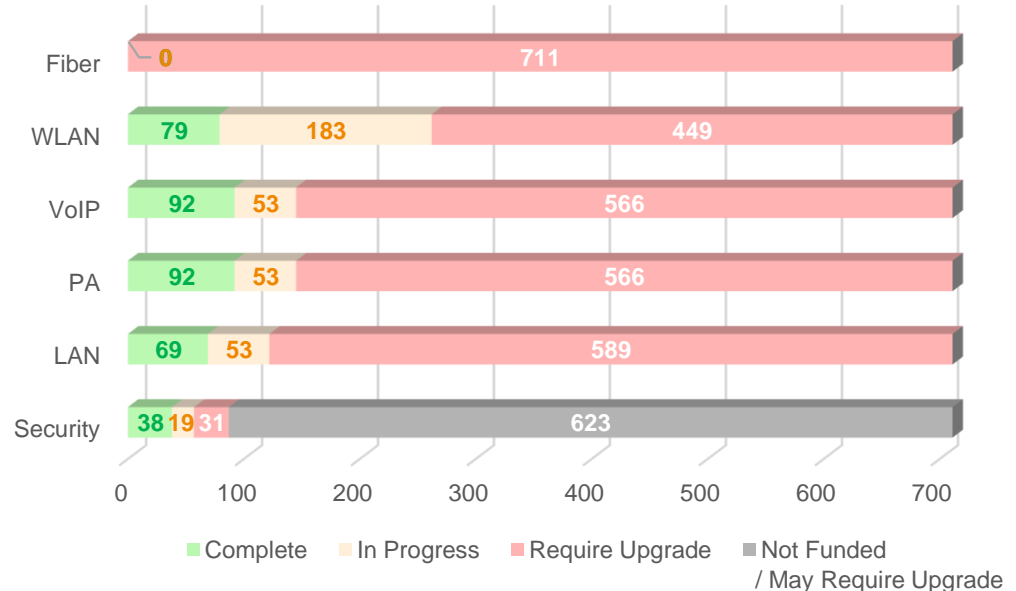
School Network Systems Upgrade Project:

Recent Progress

Based on a total of 711 District sites, after completion of ITD projects already in progress:

- 711 sites will require fiber optic backbone cable
- 449 will require WLAN
- 566 will require VoIP
- 566 will require PA
- 589 will require LAN
- 31 will receive Security system upgrades

School Network System Upgrade Project Status





School Network Systems Upgrade Project:

Overview

The project scope will include upgrading and installing:

- 10G fiber optic backbone cable
- LAN systems (including UPS)
- WLAN systems
- VoIP/Phone systems
- PA/Intercom systems
- Security systems¹

Phase 1 (262 sites)
Budget \$290,207,452
Board Approval (Q4 2021)

Yr 1, 2022 - 156 sites
Yr 2, 2023 - 106 sites

Phase 2 (345 sites)
Budget \$308,109,973
Board Approval (Q1 2023)

Yr 3, 2024 - 108 sites
Yr 4, 2025 - 103 sites
Yr 5, 2026 - 134 sites

607 Sites (994 Schools)

¹ In Phase 1, 31 sites will receive Security system upgrades or installs.



School Network Systems Upgrade Project: Schedule

Two-phased approach:

- Phase 1 will commence in Q1 2022, pending Board approval.
 - Vendor will conduct an on-site assessment survey at each school site to develop design criteria and detailed work plans and costs prior to commencement of work.
- Phase 2 will commence in Q3 2023, pending subsequent Board approval in Q1 2023.

Phase 1 Schedule



Phase 2 Schedule





School Network Systems Upgrade Project:

Budget

Phase 1 consists of:

- Yr 1 (156 sites)
- Yr 2 (106 sites)

Phase 2 consists of:

- Yr 3 (108 sites)
- Yr 4 (103 sites)
- Yr 5 (134 sites)

Phase/Yr	Budget
Phase 1	\$290,207,452
Yr 1	\$173,379,305
Yr 2	\$116,828,147
Phase 2	\$308,109,973
Yr 3	\$115,643,167
Yr 4	\$89,558,579
Yr 5	\$102,908,227
Total	\$598,317,425



Questions?



School Network Systems Upgrade Project, Phase 1 (262 sites)
Attachment D1 – Implementation Schedule by Site – Year 1

Loc Code	Site Name	Board District	Board Member	ESC	Anticipated Start	Anticipated Completion	Project Budget	
5822	153RD ST EL	7	TANYA ORTIZ FRANKLIN	S	Q2 2024	Q3 2024	\$978,312	
3836	1ST ST EL	2	MONICA GARCIA	E	Q4 2023	Q1 2024	\$1,049,092	
7274	20TH ST EL	2	MONICA GARCIA	C	Q4 2024	Q1 2025	\$959,209	
7288	28TH ST EL	2	MONICA GARCIA	C	Q2 2022	Q4 2022	\$1,243,037	
7137	32ND ST USC PA MAG	1	DR. GEORGE J. MCKENNA, III	C	Q2 2023	Q4 2023	\$1,119,078	
6808	61ST ST EL	1	DR. GEORGE J. MCKENNA, III	W	Q1 2024	Q2 2024	\$1,148,495	
6822	66TH ST EL	7	TANYA ORTIZ FRANKLIN	S	Q3 2022	Q1 2023	\$1,400,641	
6630	75TH ST EL	7	TANYA ORTIZ FRANKLIN	S	Q1 2023	Q3 2023	\$1,615,071	
5582	93RD ST EL	7	TANYA ORTIZ FRANKLIN	S	Q2 2022	Q4 2022	\$1,111,581	
8009	ADAMS MS	2	MONICA GARCIA	C	Q2 2022	Q4 2022	\$1,733,870	
2014	ALBION ST EL	2	MONICA GARCIA	E	Q3 2023	Q4 2023	\$626,146	
2137	ANN ST EL	2	MONICA GARCIA	E	Q4 2024	Q1 2025	\$441,197	
2192	ARLINGTON HTS EL	1	DR. GEORGE J. MCKENNA, III	W	Q1 2023	Q3 2023	\$964,218	
8028	AUDUBON MS	1	DR. GEORGE J. MCKENNA, III	W	Q1 2023	Q3 2023	\$2,445,072	**
4685	AURORA EL	7	TANYA ORTIZ FRANKLIN	C	Q4 2023	Q2 2024	\$683,437	
8529	BANNING SH	7	TANYA ORTIZ FRANKLIN	S	Q4 2023	Q2 2024	\$2,440,990	
2323	BASSETT EL	3	SCOTT M. SCHMERELSON	NW	Q3 2022	Q1 2023	\$1,181,782	
2329	BEACHY EL	6	KELLY GONEZ	NE	Q4 2023	Q1 2024	\$1,026,144	
2342	BEETHOVEN EL	4	NICK MELVOIN	W	Q3 2024	Q4 2024	\$573,732	
8060	BETHUNE MS	7	TANYA ORTIZ FRANKLIN	S	Q3 2023	Q1 2024	\$1,461,353	
7123	BRADLEY GLBL AWR MAG	1	DR. GEORGE J. MCKENNA, III	W	Q2 2023	Q3 2023	\$911,865	
2507	BRENTWOOD SCI MAG	4	NICK MELVOIN	W	Q1 2023	Q2 2023	\$1,287,679	
2589	BRYSON EL	5	JACKIE GOLDBERG	E	Q1 2023	Q3 2023	\$788,692	
2603	BUCHANAN EL	5	JACKIE GOLDBERG	C	Q4 2023	Q2 2024	\$674,162	
2630	BURBANK EL	3	SCOTT M. SCHMERELSON	NE	Q2 2024	Q3 2024	\$741,944	
2671	BUSHNELL WAY EL	5	JACKIE GOLDBERG	C	Q4 2024	Q1 2025	\$615,115	
2726	CAMELLIA AVE EL	6	KELLY GONEZ	NE	Q4 2022	Q1 2023	\$816,658	
2753	CANOGA PARK EL	3	SCOTT M. SCHMERELSON	NW	Q4 2023	Q1 2024	\$860,057	
2767	CANTARA EL	6	KELLY GONEZ	NW	Q1 2023	Q3 2023	\$1,001,212	
2822	CARPENTER EL	3	SCOTT M. SCHMERELSON	NE	Q3 2024	Q4 2024	\$778,450	
8583	CHATSWORTH CHTR HS	3	SCOTT M. SCHMERELSON	NW	Q2 2022	Q4 2022	\$2,746,984	
3096	CITY TERRACE EL	5	JACKIE GOLDBERG	E	Q2 2022	Q4 2022	\$530,281	
3110	CLIFFORD MAG	5	JACKIE GOLDBERG	C	Q4 2022	Q2 2023	\$391,184	
8062	CLINTON MS	2	MONICA GARCIA	C	Q2 2024	Q3 2024	\$1,540,377	
3137	COHASSETT EL	6	KELLY GONEZ	NW	Q4 2023	Q2 2024	\$1,073,173	
3178	COLISEUM EL	1	DR. GEORGE J. MCKENNA, III	W	Q2 2023	Q4 2023	\$622,209	
3219	CORONA EL	5	JACKIE GOLDBERG	E	Q2 2023	Q4 2023	\$1,389,932	
3335	DANUBE EL	3	SCOTT M. SCHMERELSON	NW	Q3 2023	Q1 2024	\$723,354	
3356	DAYTON HTS EL	5	JACKIE GOLDBERG	C	Q1 2024	Q2 2024	\$881,936	
3315	DENA EL	2	MONICA GARCIA	E	Q4 2022	Q2 2023	\$1,383,815	**
3521	EASTMAN EL	2	MONICA GARCIA	E	Q1 2023	Q3 2023	\$1,493,633	
3630	ERWIN EL	3	SCOTT M. SCHMERELSON	NE	Q1 2024	Q2 2024	\$1,345,372	
3220	ESCUZIA PC	5	JACKIE GOLDBERG	E	Q2 2024	Q4 2024	\$294,378	
3671	EUCLID EL	2	MONICA GARCIA	E	Q4 2022	Q2 2023	\$1,688,110	**
3699	EVERGREEN EL	2	MONICA GARCIA	E	Q4 2023	Q1 2024	\$890,270	
3712	FAIR EL	6	KELLY GONEZ	NE	Q2 2023	Q3 2023	\$1,076,026	
3740	FARMDALE EL	2	MONICA GARCIA	E	Q1 2024	Q2 2024	\$783,582	
3918	FORD EL	5	JACKIE GOLDBERG	E	Q3 2024	Q4 2024	\$1,457,652	
8142	FULTON COLLEGE PREP	6	KELLY GONEZ	NE	Q2 2022	Q4 2022	\$1,803,482	
8664	GARDENA SH	7	TANYA ORTIZ FRANKLIN	S	Q2 2022	Q4 2022	\$2,161,072	**
3426	GARZA PC	2	MONICA GARCIA	E	Q3 2024	Q4 2024	\$268,510	
4096	GATES EL	2	MONICA GARCIA	E	Q3 2024	Q4 2024	\$796,108	
4130	GLEDHILL EL	6	KELLY GONEZ	NW	Q2 2024	Q3 2024	\$903,665	**
4192	GLENWOOD EL	6	KELLY GONEZ	NE	Q4 2024	Q1 2025	\$933,907	
4247	GRAND VIEW BLVD EL	4	NICK MELVOIN	W	Q3 2023	Q4 2023	\$980,972	
4274	GRAPE EL	7	TANYA ORTIZ FRANKLIN	S	Q2 2024	Q3 2024	\$805,394	
5849	GRIFFITH JOYNER EL	7	TANYA ORTIZ FRANKLIN	S	Q4 2023	Q1 2024	\$1,108,599	
4315	GULF EL	7	TANYA ORTIZ FRANKLIN	S	Q3 2024	Q4 2024	\$840,140	
4329	HADDON AVE EL	6	KELLY GONEZ	NE	Q4 2022	Q2 2023	\$946,387	

School Network Systems Upgrade Project, Phase 1 (262 sites)
Attachment D1 – Implementation Schedule by Site – Year 1

Loc Code	Site Name	Board District	Board Member	ESC	Anticipated Start	Anticipated Completion	Project Budget	
8169	HALE CHTR ACAD	3	SCOTT M. SCHMERELSON	NW	Q1 2022	Q3 2022	\$1,344,966	
6274	HAMASAKI EL	2	MONICA GARCIA	E	Q3 2022	Q1 2023	\$695,036	
4493	HAZELTINE AVE EL	6	KELLY GONEZ	NE	Q4 2024	Q1 2025	\$1,157,415	**
4507	HELIOTROPE AVE EL	5	JACKIE GOLDBERG	E	Q2 2022	Q4 2022	\$1,011,559	
4521	HESBY OAKS LDSHP CHTR	4	NICK MELVOIN	NW	Q1 2024	Q2 2024	\$638,588	
4528	HILLCREST DRIVE EL	1	DR. GEORGE J. MCKENNA, III	W	Q3 2022	Q1 2023	\$883,441	
4534	HILLSIDE EL	2	MONICA GARCIA	E	Q4 2023	Q1 2024	\$584,827	
6920	HOPE ST EL	5	JACKIE GOLDBERG	E	Q1 2024	Q2 2024	\$608,702	
2375	HUGHES EL	5	JACKIE GOLDBERG	E	Q3 2022	Q1 2023	\$1,149,826	
2391	HUNTINGTON PARK EL	5	JACKIE GOLDBERG	E	Q1 2024	Q2 2024	\$512,042	**
4696	KENNEDY EL	5	JACKIE GOLDBERG	E	Q4 2024	Q1 2025	\$887,883	
4760	KITTRIDGE EL	3	SCOTT M. SCHMERELSON	NE	Q3 2023	Q1 2024	\$1,022,302	
8741	LACES MAG	1	DR. GEORGE J. MCKENNA, III	W	Q1 2022	Q3 2022	\$1,043,404	
2393	LAKE ST PRIMARY SCH	2	MONICA GARCIA	C	Q3 2024	Q4 2024	\$377,256	
4795	LATONA EL	2	MONICA GARCIA	E	Q1 2024	Q3 2024	\$481,852	**
1908	LEICHMAN SP ED CTR	3	SCOTT M. SCHMERELSON	NW	Q3 2022	Q1 2023	\$708,775	
4863	LIBERTY EL	5	JACKIE GOLDBERG	E	Q4 2022	Q1 2023	\$1,032,510	
4959	LORETO EL	5	JACKIE GOLDBERG	E	Q1 2024	Q2 2024	\$1,156,234	
8200	LOS ANGELES ACAD MS	7	TANYA ORTIZ FRANKLIN	C	Q1 2022	Q3 2022	\$1,345,544	
8736	LOS ANGELES SH	1	DR. GEORGE J. MCKENNA, III	W	Q2 2022	Q4 2022	\$2,426,164	**
5113	MACK EL	1	DR. GEORGE J. MCKENNA, III	C	Q3 2023	Q4 2023	\$781,495	
5082	MALABAR ST EL	2	MONICA GARCIA	E	Q2 2023	Q4 2023	\$782,164	
8425	Mark Twain MS	4	NICK MELVOIN	W	Q4 2022	Q2 2023	\$2,046,627	**
8237	MARKHAM MS	7	TANYA ORTIZ FRANKLIN	S	Q1 2022	Q3 2022	\$1,413,865	
8750	MARSHALL SH	5	JACKIE GOLDBERG	C	Q1 2022	Q3 2022	\$2,536,291	
2381	MAYWOOD EL	5	JACKIE GOLDBERG	E	Q4 2023	Q1 2024	\$502,133	
1952	MCBRIDE SP ED CTR (w Grand View)	4	NICK MELVOIN	W	Q1 2024	Q3 2024	\$440,206	
5247	MENLO AVE EI	1	DR. GEORGE J. MCKENNA, III	C	Q1 2024	Q3 2024	\$1,529,899	
7342	MEYLER EL	7	TANYA ORTIZ FRANKLIN	S	Q2 2022	Q4 2022	\$863,929	
5288	MICHELTORENA EL	5	JACKIE GOLDBERG	C	Q3 2024	Q4 2024	\$504,469	
5315	MILES EL	5	JACKIE GOLDBERG	E	Q2 2023	Q3 2023	\$1,183,107	
2313	MOORE ACAD	7	TANYA ORTIZ FRANKLIN	S	Q2 2023	Q4 2023	\$860,694	
8240	MOUNT GLEASON MS	6	KELLY GONEZ	NE	Q2 2022	Q4 2022	\$1,363,066	
8255	MUIR MS	1	DR. GEORGE J. MCKENNA, III	W	Q1 2024	Q3 2024	\$715,470	*
8779	NARBONNE SH	7	TANYA ORTIZ FRANKLIN	S	Q2 2024	Q3 2024	\$3,382,813	
5459	NEVADA AVE EL	3	SCOTT M. SCHMERELSON	NW	Q1 2024	Q3 2024	\$1,235,722	**
8264	NIGHTINGALE MS	5	JACKIE GOLDBERG	E	Q3 2022	Q1 2023	\$2,217,695	**
5603	NOBLE EL	6	KELLY GONEZ	NE	Q4 2024	Q1 2025	\$1,238,114	
5630	NORMANDIE EL	1	DR. GEORGE J. MCKENNA, III	C	Q4 2022	Q2 2023	\$1,354,043	
5699	NORWOOD EL	2	MONICA GARCIA	C	Q4 2024	Q1 2025	\$1,035,257	
8873	ODYSSEY HS (w South Gate)	5	JACKIE GOLDBERG	E	Q1 2022	Q3 2022	\$193,026	
5894	OSCEOLA EL	6	KELLY GONEZ	NE	Q2 2024	Q3 2024	\$470,965	
6021	PARMELEE EL	7	TANYA ORTIZ FRANKLIN	S	Q3 2023	Q4 2023	\$1,264,986	
8781	PATTON HS (w Narbonne)	7	TANYA ORTIZ FRANKLIN	S	Q2 2024	Q3 2024	\$83,070	
8558	PEARL SH JOURN/COMM MAG	3	SCOTT M. SCHMERELSON	NW	Q4 2023	Q1 2024	\$676,492	**
8352	PEARY MS	7	TANYA ORTIZ FRANKLIN	S	Q1 2022	Q3 2022	\$2,291,715	
6068	PINEWOOD EL	6	KELLY GONEZ	NE	Q4 2023	Q2 2024	\$1,293,255	**
6110	PLAYA DEL REY EL	4	NICK MELVOIN	W	Q4 2024	Q1 2025	\$404,001	
6140	POMELO EL	3	SCOTT M. SCHMERELSON	NW	Q3 2024	Q4 2024	\$662,082	
8354	PORTER MS	3	SCOTT M. SCHMERELSON	NW	Q1 2022	Q3 2022	\$1,700,811	
8107	PORTOLA CM	4	NICK MELVOIN	NW	Q1 2023	Q3 2023	\$2,519,389	**
8355	REED MS	3	SCOTT M. SCHMERELSON	NE	Q2 2024	Q4 2024	\$2,240,006	
6288	RIO VISTA EL	3	SCOTT M. SCHMERELSON	NE	Q3 2024	Q1 2025	\$511,173	
8895	ROGERS HS (w Van Nuys SH)	6	KELLY GONEZ	NE	Q4 2022	Q2 2023	\$113,821	
8544	ROYBAL LC	2	MONICA GARCIA	C	Q3 2022	Q1 2023	\$2,851,558	**
6870	S SHORES PER ARTS MG	7	TANYA ORTIZ FRANKLIN	S	Q1 2023	Q2 2023	\$466,702	
8358	SAN FERNANDO MS	6	KELLY GONEZ	NE	Q2 2023	Q4 2023	\$715,470	*
6479	SAN JOSE EL	6	KELLY GONEZ	NW	Q1 2023	Q2 2023	\$1,044,526	
6875	SAN MIGUEL EL	5	JACKIE GOLDBERG	E	Q2 2022	Q4 2022	\$1,338,696	

School Network Systems Upgrade Project, Phase 1 (262 sites)
Attachment D1 – Implementation Schedule by Site – Year 1

Loc Code	Site Name	Board District	Board Member	ESC	Anticipated Start	Anticipated Completion	Project Budget	
8716	SANTEE EC	2	MONICA GARCIA	C	Q3 2022	Q1 2023	\$2,249,457	**
6565	SATICOY EL	6	KELLY GONEZ	NE	Q4 2024	Q1 2025	\$870,656	
6665	SHARP AVE EL	6	KELLY GONEZ	NE	Q3 2023	Q1 2024	\$884,421	
6685	SHERIDAN EL	2	MONICA GARCIA	E	Q1 2023	Q2 2023	\$1,441,962	
6836	SOLANO AVE EL	2	MONICA GARCIA	E	Q2 2024	Q3 2024	\$317,611	
6849	SOTO ST EL	2	MONICA GARCIA	E	Q3 2023	Q1 2024	\$551,424	
8377	SOUTH GATE MS	5	JACKIE GOLDBERG	E	Q1 2022	Q3 2022	\$1,471,585	
8871	SOUTH GATE SH	5	JACKIE GOLDBERG	E	Q1 2022	Q3 2022	\$2,022,196	
6863	SOUTH PARK EL	7	TANYA ORTIZ FRANKLIN	S	Q2 2023	Q4 2023	\$971,077	
6932	STERRY EL	4	NICK MELVOIN	W	Q3 2024	Q4 2024	\$736,209	
6973	SUNLAND EL	6	KELLY GONEZ	NE	Q2 2024	Q3 2024	\$671,413	
6988	SUNRISE EL	2	MONICA GARCIA	E	Q3 2022	Q1 2023	\$927,912	
7014	SYLMAR EL	6	KELLY GONEZ	NE	Q4 2024	Q1 2025	\$1,556,641	
8878	SYLMAR SH	6	KELLY GONEZ	NE	Q3 2023	Q4 2023	\$2,565,063	
7027	SYLVAN PARK EL	6	KELLY GONEZ	NE	Q2 2023	Q3 2023	\$1,214,422	
7035	TAPER EL	7	TANYA ORTIZ FRANKLIN	S	Q1 2023	Q2 2023	\$668,638	
7219	TRINITY ST EL	2	MONICA GARCIA	C	Q2 2023	Q4 2023	\$920,497	
8886	UNIVERSITY SH	4	NICK MELVOIN	W	Q1 2022	Q3 2022	\$1,978,366	
7384	VALERIO EL	6	KELLY GONEZ	NE	Q4 2022	Q1 2023	\$1,241,539	
7422	VAN GOGH EL	3	SCOTT M. SCHMERELSON	NW	Q3 2024	Q1 2025	\$548,410	
8893	VAN NUYS SH	6	KELLY GONEZ	NE	Q4 2022	Q2 2023	\$2,924,913	
7466	VENA AVE EL	6	KELLY GONEZ	NE	Q2 2024	Q4 2024	\$670,175	**
8914	VERDUGO HILLS SH	6	KELLY GONEZ	NE	Q1 2022	Q3 2022	\$2,069,656	
7507	VICTORIA EL	5	JACKIE GOLDBERG	E	Q4 2024	Q1 2025	\$750,642	
7534	VINE EL	4	NICK MELVOIN	W	Q3 2023	Q4 2023	\$871,687	
7562	VINTAGE EL	3	SCOTT M. SCHMERELSON	NW	Q2 2023	Q3 2023	\$865,513	
8462	VIRGIL MS	2	MONICA GARCIA	C	Q1 2023	Q3 2023	\$1,322,587	
7575	VIRGINIA RD EL	1	DR. GEORGE J. MCKENNA, III	W	Q3 2024	Q4 2024	\$793,894	
7895	VOCES (Valley Oaks Center for Enriched Studies)	6	KELLY GONEZ	NE	Q1 2022	Q4 2022	\$2,058,449	**
7151	WEEMES EL	1	DR. GEORGE J. MCKENNA, III	C	Q2 2023	Q3 2023	\$1,332,960	
7654	WEST VERNON AVE EL	7	TANYA ORTIZ FRANKLIN	C	Q3 2024	Q4 2024	\$453,120	*
7712	WESTPORT HTS EL	4	NICK MELVOIN	W	Q3 2023	Q1 2024	\$769,262	
7740	WESTWOOD CHTR EL	4	NICK MELVOIN	W	Q4 2022	Q2 2023	\$657,020	
7767	WHITE POINT EL	7	TANYA ORTIZ FRANKLIN	S	Q4 2024	Q1 2025	\$491,060	
1914	WIDNEY HS	1	DR. GEORGE J. MCKENNA, III	C	Q3 2022	Q4 2022	\$1,029,923	
7849	WONDERLAND AVE EL	4	NICK MELVOIN	W	Q1 2024	Q2 2024	\$423,860	
8344	WOODLAND HILLS ACAD	4	NICK MELVOIN	NW	Q3 2022	Q1 2023	\$927,473	
7959	YORKDALE EL	5	JACKIE GOLDBERG	C	Q3 2023	Q4 2023	\$721,696	

\$173,379,305

* Scope includes Security system upgrades or installs only

** Scope includes IT Network Equipment upgrades and Security system upgrades or installs

School Network Systems Upgrade Project, Phase 1 (262 sites)
Attachment D2 – Implementation Schedule by Board District – Year 1

Loc Code	Site Name	Board District	Board Member	ESC	Anticipated Start	Anticipated Completion	Project Budget	
7137	32ND ST USC PA MAG	1	DR. GEORGE J. MCKENNA, III	C	Q2 2023	Q4 2023	\$1,119,078	
6808	61ST ST EL	1	DR. GEORGE J. MCKENNA, III	W	Q1 2024	Q2 2024	\$1,148,495	
2192	ARLINGTON HTS EL	1	DR. GEORGE J. MCKENNA, III	W	Q1 2023	Q3 2023	\$964,218	
8028	AUDUBON MS	1	DR. GEORGE J. MCKENNA, III	W	Q1 2023	Q3 2023	\$2,445,072	**
7123	BRADLEY GLBL AWR MAG	1	DR. GEORGE J. MCKENNA, III	W	Q2 2023	Q3 2023	\$911,865	
3178	COLISEUM EL	1	DR. GEORGE J. MCKENNA, III	W	Q2 2023	Q4 2023	\$622,209	
4528	HILLCREST DRIVE EL	1	DR. GEORGE J. MCKENNA, III	W	Q3 2022	Q1 2023	\$883,441	
8741	LACES MAG	1	DR. GEORGE J. MCKENNA, III	W	Q1 2022	Q3 2022	\$1,043,404	
8736	LOS ANGELES SH	1	DR. GEORGE J. MCKENNA, III	W	Q2 2022	Q4 2022	\$2,426,164	**
5113	MACK EL	1	DR. GEORGE J. MCKENNA, III	C	Q3 2023	Q4 2023	\$781,495	
5247	MENLO AVE EL	1	DR. GEORGE J. MCKENNA, III	C	Q1 2024	Q3 2024	\$1,529,899	
8255	MUIR MS	1	DR. GEORGE J. MCKENNA, III	W	Q1 2024	Q3 2024	\$715,470	*
5630	NORMANDIE EL	1	DR. GEORGE J. MCKENNA, III	C	Q4 2022	Q2 2023	\$1,354,043	
7575	VIRGINIA RD EL	1	DR. GEORGE J. MCKENNA, III	W	Q3 2024	Q4 2024	\$793,894	
7151	WEEMES EL	1	DR. GEORGE J. MCKENNA, III	C	Q2 2023	Q3 2023	\$1,332,960	
1914	WIDNEY HS	1	DR. GEORGE J. MCKENNA, III	C	Q3 2022	Q4 2022	\$1,029,923	
3836	1ST ST EL	2	MONICA GARCIA	E	Q4 2023	Q1 2024	\$1,049,092	
7274	20TH ST EL	2	MONICA GARCIA	C	Q4 2024	Q1 2025	\$959,209	
7288	28TH ST EL	2	MONICA GARCIA	C	Q2 2022	Q4 2022	\$1,243,037	
8009	ADAMS MS	2	MONICA GARCIA	C	Q2 2022	Q4 2022	\$1,733,870	
2014	ALBION ST EL	2	MONICA GARCIA	E	Q3 2023	Q4 2023	\$626,146	
2137	ANN ST EL	2	MONICA GARCIA	E	Q4 2024	Q1 2025	\$441,197	
8062	CLINTON MS	2	MONICA GARCIA	C	Q2 2024	Q3 2024	\$1,540,377	
3315	DENA EL	2	MONICA GARCIA	E	Q4 2022	Q2 2023	\$1,383,815	**
3521	EASTMAN EL	2	MONICA GARCIA	E	Q1 2023	Q3 2023	\$1,493,633	
3671	EUCLID EL	2	MONICA GARCIA	E	Q4 2022	Q2 2023	\$1,688,110	**
3699	EVERGREEN EL	2	MONICA GARCIA	E	Q4 2023	Q1 2024	\$890,270	
3740	FARMDALE EL	2	MONICA GARCIA	E	Q1 2024	Q2 2024	\$783,582	
3426	GARZA PC	2	MONICA GARCIA	E	Q3 2024	Q4 2024	\$268,510	
4096	GATES EL	2	MONICA GARCIA	E	Q3 2024	Q4 2024	\$796,108	
6274	HAMASAKI EL	2	MONICA GARCIA	E	Q3 2022	Q1 2023	\$695,036	
4534	HILLSIDE EL	2	MONICA GARCIA	E	Q4 2023	Q1 2024	\$584,827	
2393	LAKE ST PRIMARY SCH	2	MONICA GARCIA	C	Q3 2024	Q4 2024	\$377,256	
4795	LATONA EL	2	MONICA GARCIA	E	Q1 2024	Q3 2024	\$481,852	**
5082	MALABAR ST EL	2	MONICA GARCIA	E	Q2 2023	Q4 2023	\$782,164	
5699	NORWOOD EL	2	MONICA GARCIA	C	Q4 2024	Q1 2025	\$1,035,257	
8544	ROYBAL LC	2	MONICA GARCIA	C	Q3 2022	Q1 2023	\$2,851,558	**
8716	SANTEE EC	2	MONICA GARCIA	C	Q3 2022	Q1 2023	\$2,249,457	**
6685	SHERIDAN EL	2	MONICA GARCIA	E	Q1 2023	Q2 2023	\$1,441,962	
6836	SOLANO AVE EL	2	MONICA GARCIA	E	Q2 2024	Q3 2024	\$317,611	
6849	SOTO ST EL	2	MONICA GARCIA	E	Q3 2023	Q1 2024	\$551,424	
6988	SUNRISE EL	2	MONICA GARCIA	E	Q3 2022	Q1 2023	\$927,912	
7219	TRINITY ST EL	2	MONICA GARCIA	C	Q2 2023	Q4 2023	\$920,497	
8462	VIRGIL MS	2	MONICA GARCIA	C	Q1 2023	Q3 2023	\$1,322,587	
2323	BASSETT EL	3	SCOTT M. SCHMERELSON	NW	Q3 2022	Q1 2023	\$1,181,782	
2630	BURBANK EL	3	SCOTT M. SCHMERELSON	NE	Q2 2024	Q3 2024	\$741,944	
2753	CANOGA PARK EL	3	SCOTT M. SCHMERELSON	NW	Q4 2023	Q1 2024	\$860,057	
2822	CARPENTER EL	3	SCOTT M. SCHMERELSON	NE	Q3 2024	Q4 2024	\$778,450	
8583	CHATSWORTH CHTR HS	3	SCOTT M. SCHMERELSON	NW	Q2 2022	Q4 2022	\$2,746,984	
3335	DANUBE EL	3	SCOTT M. SCHMERELSON	NW	Q3 2023	Q1 2024	\$723,354	
3630	ERWIN EL	3	SCOTT M. SCHMERELSON	NE	Q1 2024	Q2 2024	\$1,345,372	
8169	HALE CHTR ACAD	3	SCOTT M. SCHMERELSON	NW	Q1 2022	Q3 2022	\$1,344,966	
4760	KITTRIDGE EL	3	SCOTT M. SCHMERELSON	NE	Q3 2023	Q1 2024	\$1,022,302	
1908	LEICHMAN SP ED CTR	3	SCOTT M. SCHMERELSON	NW	Q3 2022	Q1 2023	\$708,775	
5459	NEVADA AVE EL	3	SCOTT M. SCHMERELSON	NW	Q1 2024	Q3 2024	\$1,235,722	**
8558	PEARL SH JOURN/COMM MAG	3	SCOTT M. SCHMERELSON	NW	Q4 2023	Q1 2024	\$676,492	**
6140	POMELO EL	3	SCOTT M. SCHMERELSON	NW	Q3 2024	Q4 2024	\$662,082	
8354	PORTER MS	3	SCOTT M. SCHMERELSON	NW	Q1 2022	Q3 2022	\$1,700,811	
8355	REED MS	3	SCOTT M. SCHMERELSON	NE	Q2 2024	Q4 2024	\$2,240,006	

School Network Systems Upgrade Project, Phase 1 (262 sites)
Attachment D2 – Implementation Schedule by Board District – Year 1

Loc Code	Site Name	Board District	Board Member	ESC	Anticipated Start	Anticipated Completion	Project Budget	
6288	RIO VISTA EL	3	SCOTT M. SCHMERELSON	NE	Q3 2024	Q1 2025	\$511,173	
7422	VAN GOGH EL	3	SCOTT M. SCHMERELSON	NW	Q3 2024	Q1 2025	\$548,410	
7562	VINTAGE EL	3	SCOTT M. SCHMERELSON	NW	Q2 2023	Q3 2023	\$865,513	
2342	BEETHOVEN EL	4	NICK MELVOIN	W	Q3 2024	Q4 2024	\$573,732	
2507	BRENTWOOD SCI MAG	4	NICK MELVOIN	W	Q1 2023	Q2 2023	\$1,287,679	
4247	GRAND VIEW BLVD EL	4	NICK MELVOIN	W	Q3 2023	Q4 2023	\$980,972	
4521	HESBY OAKS LDSHP CHTR	4	NICK MELVOIN	NW	Q1 2024	Q2 2024	\$638,588	
8425	Mark Twain MS	4	NICK MELVOIN	W	Q4 2022	Q2 2023	\$2,046,627	**
1952	MCBRIDE SP ED CTR (w Grand View)	4	NICK MELVOIN	W	Q1 2024	Q3 2024	\$440,206	
6110	PLAYA DEL REY EL	4	NICK MELVOIN	W	Q4 2024	Q1 2025	\$404,001	
8107	PORTOLA CM	4	NICK MELVOIN	NW	Q1 2023	Q3 2023	\$2,519,389	**
6932	STERRY EL	4	NICK MELVOIN	W	Q3 2024	Q4 2024	\$736,209	
8886	UNIVERSITY SH	4	NICK MELVOIN	W	Q1 2022	Q3 2022	\$1,978,366	
7534	VINE EL	4	NICK MELVOIN	W	Q3 2023	Q4 2023	\$871,687	
7712	WESTPORT HTS EL	4	NICK MELVOIN	W	Q3 2023	Q1 2024	\$769,262	
7740	WESTWOOD CHTR EL	4	NICK MELVOIN	W	Q4 2022	Q2 2023	\$657,020	
7849	WONDERLAND AVE EL	4	NICK MELVOIN	W	Q1 2024	Q2 2024	\$423,860	
8344	WOODLAND HILLS ACAD	4	NICK MELVOIN	NW	Q3 2022	Q1 2023	\$927,473	
2589	BRYSON EL	5	JACKIE GOLDBERG	E	Q1 2023	Q3 2023	\$788,692	
2603	BUCHANAN EL	5	JACKIE GOLDBERG	C	Q4 2023	Q2 2024	\$674,162	
2671	BUSHNELL WAY EL	5	JACKIE GOLDBERG	C	Q4 2024	Q1 2025	\$615,115	
3096	CITY TERRACE EL	5	JACKIE GOLDBERG	E	Q2 2022	Q4 2022	\$530,281	
3110	CLIFFORD MAG	5	JACKIE GOLDBERG	C	Q4 2022	Q2 2023	\$391,184	
3219	CORONA EL	5	JACKIE GOLDBERG	E	Q2 2023	Q4 2023	\$1,389,932	
3356	DAYTON HTS EL	5	JACKIE GOLDBERG	C	Q1 2024	Q2 2024	\$881,936	
3220	ESCUZIA PC	5	JACKIE GOLDBERG	E	Q2 2024	Q4 2024	\$294,378	
3918	FORD EL	5	JACKIE GOLDBERG	E	Q3 2024	Q4 2024	\$1,457,652	
4507	HELIOTROPE AVE EL	5	JACKIE GOLDBERG	E	Q2 2022	Q4 2022	\$1,011,559	
6920	HOPE ST EL	5	JACKIE GOLDBERG	E	Q1 2024	Q2 2024	\$608,702	
2375	HUGHES EL	5	JACKIE GOLDBERG	E	Q3 2022	Q1 2023	\$1,149,826	
2391	HUNTINGTON PARK EL	5	JACKIE GOLDBERG	E	Q1 2024	Q2 2024	\$512,042	**
4696	KENNEDY EL	5	JACKIE GOLDBERG	E	Q4 2024	Q1 2025	\$887,883	
4863	LIBERTY EL	5	JACKIE GOLDBERG	E	Q4 2022	Q1 2023	\$1,032,510	
4959	LORETO EL	5	JACKIE GOLDBERG	E	Q1 2024	Q2 2024	\$1,156,234	
8750	MARSHALL SH	5	JACKIE GOLDBERG	C	Q1 2022	Q3 2022	\$2,536,291	
2381	MAYWOOD EL	5	JACKIE GOLDBERG	E	Q4 2023	Q1 2024	\$502,133	
5288	MICHELTORENA EL	5	JACKIE GOLDBERG	C	Q3 2024	Q4 2024	\$504,469	
5315	MILES EL	5	JACKIE GOLDBERG	E	Q2 2023	Q3 2023	\$1,183,107	
8264	NIGHTINGALE MS	5	JACKIE GOLDBERG	E	Q3 2022	Q1 2023	\$2,217,695	**
8873	ODYSSEY HS (w South Gate)	5	JACKIE GOLDBERG	E	Q1 2022	Q3 2022	\$193,026	
6875	SAN MIGUEL EL	5	JACKIE GOLDBERG	E	Q2 2022	Q4 2022	\$1,338,696	
8377	SOUTH GATE MS	5	JACKIE GOLDBERG	E	Q1 2022	Q3 2022	\$1,471,585	
8871	SOUTH GATE SH	5	JACKIE GOLDBERG	E	Q1 2022	Q3 2022	\$2,022,196	
7507	VICTORIA EL	5	JACKIE GOLDBERG	E	Q4 2024	Q1 2025	\$750,642	
7959	YORKDALE EL	5	JACKIE GOLDBERG	C	Q3 2023	Q4 2023	\$721,696	
2329	BEACHY EL	6	KELLY GONEZ	NE	Q4 2023	Q1 2024	\$1,026,144	
2726	CAMELLIA AVE EL	6	KELLY GONEZ	NE	Q4 2022	Q1 2023	\$816,658	
2767	CANTARA EL	6	KELLY GONEZ	NW	Q1 2023	Q3 2023	\$1,001,212	
3137	COHASSETT EL	6	KELLY GONEZ	NW	Q4 2023	Q2 2024	\$1,073,173	
3712	FAIR EL	6	KELLY GONEZ	NE	Q2 2023	Q3 2023	\$1,076,026	
8142	FULTON COLLEGE PREP	6	KELLY GONEZ	NE	Q2 2022	Q4 2022	\$1,803,482	
4130	GLEDHILL EL	6	KELLY GONEZ	NW	Q2 2024	Q3 2024	\$903,665	**
4192	GLENWOOD EL	6	KELLY GONEZ	NE	Q4 2024	Q1 2025	\$933,907	
4329	HADDON AVE EL	6	KELLY GONEZ	NE	Q4 2022	Q2 2023	\$946,387	
4493	HAZELTINE AVE EL	6	KELLY GONEZ	NE	Q4 2024	Q1 2025	\$1,157,415	**
8240	MOUNT GLEASON MS	6	KELLY GONEZ	NE	Q2 2022	Q4 2022	\$1,363,066	
5603	NOBLE EL	6	KELLY GONEZ	NE	Q4 2024	Q1 2025	\$1,238,114	
5894	OSCEOLA EL	6	KELLY GONEZ	NE	Q2 2024	Q3 2024	\$470,965	
6068	PINEWOOD EL	6	KELLY GONEZ	NE	Q4 2023	Q2 2024	\$1,293,255	**

School Network Systems Upgrade Project, Phase 1 (262 sites)
Attachment D2 – Implementation Schedule by Board District – Year 1

Loc Code	Site Name	Board District	Board Member	ESC	Anticipated Start	Anticipated Completion	Project Budget	
8895	ROGERS HS (w Van Nuys SH)	6	KELLY GONEZ	NE	Q4 2022	Q2 2023	\$113,821	
8358	SAN FERNANDO MS	6	KELLY GONEZ	NE	Q2 2023	Q4 2023	\$715,470	*
6479	SAN JOSE EL	6	KELLY GONEZ	NW	Q1 2023	Q2 2023	\$1,044,526	
6565	SATICOY EL	6	KELLY GONEZ	NE	Q4 2024	Q1 2025	\$870,656	
6665	SHARP AVE EL	6	KELLY GONEZ	NE	Q3 2023	Q1 2024	\$884,421	
6973	SUNLAND EL	6	KELLY GONEZ	NE	Q2 2024	Q3 2024	\$671,413	
7014	SYLMAR EL	6	KELLY GONEZ	NE	Q4 2024	Q1 2025	\$1,556,641	
8878	SYLMAR SH	6	KELLY GONEZ	NE	Q3 2023	Q4 2023	\$2,565,063	
7027	SYLVAN PARK EL	6	KELLY GONEZ	NE	Q2 2023	Q3 2023	\$1,214,422	
7384	VALERIO EL	6	KELLY GONEZ	NE	Q4 2022	Q1 2023	\$1,241,539	
8893	VAN NUYS SH	6	KELLY GONEZ	NE	Q4 2022	Q2 2023	\$2,924,913	
7466	VENA AVE EL	6	KELLY GONEZ	NE	Q2 2024	Q4 2024	\$670,175	**
8914	VERDUGO HILLS SH	6	KELLY GONEZ	NE	Q1 2022	Q3 2022	\$2,069,656	
7895	VOCES (Valley Oaks Center for Enriched Studies)	6	KELLY GONEZ	NE	Q1 2022	Q4 2022	\$2,058,449	**
5822	153RD ST EL	7	TANYA ORTIZ FRANKLIN	S	Q2 2024	Q3 2024	\$978,312	
6822	66TH ST EL	7	TANYA ORTIZ FRANKLIN	S	Q3 2022	Q1 2023	\$1,400,641	
6630	75TH ST EL	7	TANYA ORTIZ FRANKLIN	S	Q1 2023	Q3 2023	\$1,615,071	
5582	93RD ST EL	7	TANYA ORTIZ FRANKLIN	S	Q2 2022	Q4 2022	\$1,111,581	
4685	AURORA EL	7	TANYA ORTIZ FRANKLIN	C	Q4 2023	Q2 2024	\$683,437	
8529	BANNING SH	7	TANYA ORTIZ FRANKLIN	S	Q4 2023	Q2 2024	\$2,440,990	
8060	BETHUNE MS	7	TANYA ORTIZ FRANKLIN	S	Q3 2023	Q1 2024	\$1,461,353	
8664	GARDENA SH	7	TANYA ORTIZ FRANKLIN	S	Q2 2022	Q4 2022	\$2,161,072	**
4274	GRAPE EL	7	TANYA ORTIZ FRANKLIN	S	Q2 2024	Q3 2024	\$805,394	
5849	GRIFFITH JOYNER EL	7	TANYA ORTIZ FRANKLIN	S	Q4 2023	Q1 2024	\$1,108,599	
4315	GULF EL	7	TANYA ORTIZ FRANKLIN	S	Q3 2024	Q4 2024	\$840,140	
8200	LOS ANGELES ACAD MS	7	TANYA ORTIZ FRANKLIN	C	Q1 2022	Q3 2022	\$1,345,544	
8237	MARKHAM MS	7	TANYA ORTIZ FRANKLIN	S	Q1 2022	Q3 2022	\$1,413,865	
7342	MEYLER EL	7	TANYA ORTIZ FRANKLIN	S	Q2 2022	Q4 2022	\$863,929	
2313	MOORE ACAD	7	TANYA ORTIZ FRANKLIN	S	Q2 2023	Q4 2023	\$860,694	
8779	NARBONNE SH	7	TANYA ORTIZ FRANKLIN	S	Q2 2024	Q3 2024	\$3,382,813	
6021	PARMELEE EL	7	TANYA ORTIZ FRANKLIN	S	Q3 2023	Q4 2023	\$1,264,986	
8781	PATTON HS (w Narbonne)	7	TANYA ORTIZ FRANKLIN	S	Q2 2024	Q3 2024	\$83,070	
8352	PEARY MS	7	TANYA ORTIZ FRANKLIN	S	Q1 2022	Q3 2022	\$2,291,715	
6870	S SHORES PER ARTS MG	7	TANYA ORTIZ FRANKLIN	S	Q1 2023	Q2 2023	\$466,702	
6863	SOUTH PARK EL	7	TANYA ORTIZ FRANKLIN	S	Q2 2023	Q4 2023	\$971,077	
7035	TAPER EL	7	TANYA ORTIZ FRANKLIN	S	Q1 2023	Q2 2023	\$668,638	
7654	WEST VERNON AVE EL	7	TANYA ORTIZ FRANKLIN	C	Q3 2024	Q4 2024	\$453,120	*
7767	WHITE POINT EL	7	TANYA ORTIZ FRANKLIN	S	Q4 2024	Q1 2025	\$491,060	

\$173,379,305

* Scope includes Security system upgrades or installs only

** Scope includes IT Network Equipment upgrades and Security system upgrades or installs

School Network Systems Upgrade Project, Phase 1 (262 sites)
Attachment D3 – Implementation Schedule by Site – Year 2

Loc Code	Site Name	Board District	Board Member	ESC	Anticipated Start	Anticipated Completion	Project Budget	
5857	107TH ST EL	7	TANYA ORTIZ FRANKLIN	S	Q1 2023	Q4 2023	\$1,277,628	
5884	112TH ST EL	7	TANYA ORTIZ FRANKLIN	S	Q4 2023	Q2 2024	\$1,085,662	
5887	122ND ST EL	7	TANYA ORTIZ FRANKLIN	S	Q4 2022	Q3 2023	\$1,014,715	
7301	24TH ST EL	1	DR. GEORGE J. MCKENNA, III	C	Q3 2022	Q3 2023	\$1,390,286	
3795	59TH ST EL	1	DR. GEORGE J. MCKENNA, III	W	Q1 2025	Q2 2025	\$672,493	
6644	74TH ST EL	1	DR. GEORGE J. MCKENNA, III	W	Q2 2023	Q1 2024	\$935,406	
5534	99TH ST EL	7	TANYA ORTIZ FRANKLIN	S	Q4 2023	Q2 2024	\$980,064	
2068	ALLESANDRO EL	5	JACKIE GOLDBERG	C	Q2 2024	Q4 2024	\$625,241	
7398	ALTA CALIFORNIA EL	6	KELLY GONEZ	NW	Q3 2022	Q3 2023	\$715,869	
2096	AMESTOY EL	7	TANYA ORTIZ FRANKLIN	S	Q4 2023	Q2 2024	\$1,099,566	
2123	ANGELES MESA EL	1	DR. GEORGE J. MCKENNA, III	W	Q4 2022	Q4 2023	\$850,555	
6886	BACA ARTS ACAD	7	TANYA ORTIZ FRANKLIN	S	Q3 2023	Q2 2024	\$715,869	
8038	BANCROFT MS	4	NICK MELVOIN	W	Q3 2022	Q3 2023	\$1,212,223	
5562	BARRETT EL	1	DR. GEORGE J. MCKENNA, III	S	Q3 2023	Q2 2024	\$1,362,479	
2335	BECKFORD EL	3	SCOTT M. SCHMERELSON	NW	Q3 2024	Q1 2025	\$849,839	
2397	BELVEDERE EL	2	MONICA GARCIA	E	Q1 2025	Q2 2025	\$1,212,223	
8696	BERNSTEIN SH	4	NICK MELVOIN	W	Q3 2023	Q1 2024	\$2,467,423	**
2562	BROOKLYN AVE EL	2	MONICA GARCIA	E	Q4 2024	Q1 2025	\$808,845	
2712	CALVERT CHTR EL	4	NICK MELVOIN	NW	Q2 2024	Q4 2024	\$710,091	
8090	CARNEGIE MS	7	TANYA ORTIZ FRANKLIN	S	Q2 2024	Q4 2024	\$1,362,479	
8575	CARSON SH	7	TANYA ORTIZ FRANKLIN	S	Q4 2022	Q3 2023	\$2,331,070	**
8094	CARVER MS	5	JACKIE GOLDBERG	C	Q3 2023	Q1 2024	\$1,489,040	
2863	CASTELAR EL	2	MONICA GARCIA	C	Q4 2024	Q1 2025	\$864,459	
2877	CASTLE HTS EL	1	DR. GEORGE J. MCKENNA, III	W	Q4 2023	Q2 2024	\$808,845	
2890	CATSKILL EL	7	TANYA ORTIZ FRANKLIN	S	Q4 2023	Q2 2024	\$1,464,969	
7761	CDS JOHNSON (DOROTHY V.) (w Markham)	7	TANYA ORTIZ FRANKLIN	S	Q3 2022	Q3 2023	\$221,863	
2945	CENTURY PARK EL	1	DR. GEORGE J. MCKENNA, III	W	Q4 2024	Q1 2025	\$949,309	
3002	CHARNOCK EL	1	DR. GEORGE J. MCKENNA, III	W	Q2 2024	Q4 2024	\$1,142,380	
3027	CHATSWORTH PARK EL	3	SCOTT M. SCHMERELSON	NW	Q2 2024	Q4 2024	\$975,111	
3192	COMMONWEALTH AVE EL	2	MONICA GARCIA	C	Q2 2024	Q4 2024	\$918,909	
2741	COMMUNITY EL	4	NICK MELVOIN	W	Q3 2024	Q4 2024	\$723,279	
3302	CRESTWOOD ST EL	7	TANYA ORTIZ FRANKLIN	S	Q4 2024	Q1 2025	\$849,839	
8110	DODSON MS	7	TANYA ORTIZ FRANKLIN	S	Q1 2025	Q2 2025	\$1,540,542	
8112	DREW MS	7	TANYA ORTIZ FRANKLIN	S	Q3 2023	Q1 2024	\$1,502,943	
3493	DYER EL	6	KELLY GONEZ	NE	Q4 2023	Q3 2024	\$1,638,502	
8614	EAGLE ROCK SH	5	JACKIE GOLDBERG	C	Q2 2023	Q1 2024	\$2,127,524	
8578	EAGLE TREE HS (w Carson SH)	7	TANYA ORTIZ FRANKLIN	S	Q4 2022	Q4 2023	\$221,863	
8710	EARLY COLLEGE ACAD	2	MONICA GARCIA	C	Q3 2024	Q4 2024	\$321,161	
8113	EDISON MS	7	TANYA ORTIZ FRANKLIN	S	Q1 2023	Q4 2023	\$1,113,469	
8118	EL SERENO MS	2	MONICA GARCIA	E	Q2 2023	Q1 2024	\$1,793,663	
3548	ELIZABETH LC	5	JACKIE GOLDBERG	E	Q3 2024	Q1 2025	\$1,333,775	**
3589	EMELITA ACAD CHTR	3	SCOTT M. SCHMERELSON	NW	Q4 2023	Q3 2024	\$672,493	
8123	EMERSON COMM CHTR	4	NICK MELVOIN	W	Q3 2024	Q1 2025	\$850,555	
6873	ESCALANTE EL	5	JACKIE GOLDBERG	E	Q4 2023	Q3 2024	\$1,061,874	**
2942	ESTRELLA EL	7	TANYA ORTIZ FRANKLIN	C	Q4 2024	Q1 2025	\$543,348	
8876	EVERGREEN HS (w Sylmar)	6	KELLY GONEZ	NE	Q2 2023	Q1 2024	\$198,168	
3822	FIGUEROA EL	7	TANYA ORTIZ FRANKLIN	S	Q2 2023	Q1 2024	\$808,845	
8132	FOSHAY LC	1	DR. GEORGE J. MCKENNA, III	C	Q2 2024	Q4 2024	\$1,847,612	**
8643	FRANKLIN SH	5	JACKIE GOLDBERG	C	Q4 2023	Q3 2024	\$2,056,577	
8650	FREMONT SH	7	TANYA ORTIZ FRANKLIN	S	Q2 2023	Q1 2024	\$2,983,458	**
8151	GAGE MS	5	JACKIE GOLDBERG	E	Q1 2024	Q3 2024	\$2,224,764	
4041	GARDENA EL	7	TANYA ORTIZ FRANKLIN	S	Q2 2023	Q1 2024	\$850,555	
4117	GERMAIN ACAD ACADEMIC ACHV	3	SCOTT M. SCHMERELSON	NW	Q4 2024	Q1 2025	\$920,787	
4431	HARDING EL	6	KELLY GONEZ	NE	Q3 2023	Q2 2024	\$850,555	
4515	HERRICK EL	6	KELLY GONEZ	NE	Q4 2024	Q2 2025	\$980,064	
8645	HIGHLAND PARK HS (w Franklin)	5	JACKIE GOLDBERG	C	Q1 2024	Q3 2024	\$184,264	
8182	HOLMES MS	3	SCOTT M. SCHMERELSON	NW	Q2 2024	Q4 2024	\$1,226,126	
4589	HOOVER EL	2	MONICA GARCIA	C	Q1 2024	Q3 2024	\$1,308,383	
4712	KENTWOOD EL	4	NICK MELVOIN	W	Q1 2025	Q2 2025	\$784,434	
8727	KING-DREW MED MAG	7	TANYA ORTIZ FRANKLIN	S	Q3 2023	Q2 2024	\$1,516,846	
4762	KNOLLWOOD PREP ACAD	3	SCOTT M. SCHMERELSON	NW	Q3 2024	Q1 2025	\$1,120,353	
8217	LAWRENCE MS	3	SCOTT M. SCHMERELSON	NW	Q1 2025	Q2 2025	\$1,587,794	
4870	LIGGETT ST EL	6	KELLY GONEZ	NW	Q4 2024	Q2 2025	\$1,000,811	
4918	LOMA VISTA EL	5	JACKIE GOLDBERG	E	Q1 2024	Q3 2024	\$1,113,469	
1948	LOWMAN SP ED CTR	6	KELLY GONEZ	NE	Q3 2023	Q2 2024	\$461,081	

School Network Systems Upgrade Project, Phase 1 (262 sites)
Attachment D3 – Implementation Schedule by Site – Year 2

Loc Code	Site Name	Board District	Board Member	ESC	Anticipated Start	Anticipated Completion	Project Budget	
5014	LOYOLA VILLAGE EL	4	NICK MELVOIN	W	Q4 2022	Q4 2023	\$836,652	
8228	MACLAY MS	6	KELLY GONEZ	NE	Q4 2022	Q3 2023	\$1,113,469	
1918	MCALISTER HS	2	MONICA GARCIA	C	Q4 2024	Q2 2025	\$828,112	
8757	METROPOLITAN HS	2	MONICA GARCIA	E	Q1 2024	Q3 2024	\$320,617	
3500	MIDCITY PRESCOTT MAG	1	DR. GEORGE J. MCKENNA, III	W	Q1 2023	Q4 2023	\$447,178	
5301	MIDDLETON EL	5	JACKIE GOLDBERG	E	Q1 2024	Q3 2024	\$1,362,479	
8238	MILLIKAN MS	3	SCOTT M. SCHMERELSON	NE	Q3 2022	Q3 2023	\$1,751,953	
5384	MONTE VISTA EL	5	JACKIE GOLDBERG	C	Q3 2024	Q1 2025	\$710,091	
5397	MORNINGSIDE EL	6	KELLY GONEZ	NE	Q4 2024	Q2 2025	\$1,574,290	
7402	MOSK EL	4	NICK MELVOIN	NW	Q2 2023	Q1 2024	\$519,653	
8916	MT LUKENS HS (w Verdugo Hills)	6	KELLY GONEZ	NE	Q4 2023	Q2 2024	\$184,264	
8513	NORTHRIDGE ACAD HS	3	SCOTT M. SCHMERELSON	NW	Q3 2023	Q2 2024	\$935,406	
8283	NORTHRIDGE MS	3	SCOTT M. SCHMERELSON	NW	Q3 2022	Q3 2023	\$1,404,189	
2392	OLYMPIC PC	2	MONICA GARCIA	C	Q3 2024	Q1 2025	\$808,920	
5918	OXNARD ST EL	6	KELLY GONEZ	NE	Q3 2024	Q1 2025	\$881,310	
5604	PANORAMA CITY EL	6	KELLY GONEZ	NW	Q1 2025	Q2 2025	\$853,503	
8909	PHOENIX HS (W Venice SH)	4	NICK MELVOIN	W	Q1 2023	Q4 2023	\$198,168	
6192	RANCHITO AVE EL	6	KELLY GONEZ	NE	Q1 2025	Q2 2025	\$751,801	
6233	RESEDA EL	3	SCOTT M. SCHMERELSON	NW	Q3 2022	Q3 2023	\$1,224,783	
8670	RICHARD ALONZO CDS (w Bernstein SH)	4	NICK MELVOIN	W	Q3 2023	Q2 2024	\$328,550	
6329	ROCKDALE EL	5	JACKIE GOLDBERG	C	Q1 2025	Q2 2025	\$461,081	
6384	ROSEWOOD EL	4	NICK MELVOIN	W	Q3 2024	Q1 2025	\$559,835	
6452	SAN FERNANDO EL	6	KELLY GONEZ	NE	Q1 2024	Q3 2024	\$1,423,273	
7404	SANTANA ARTS ACAD	6	KELLY GONEZ	NW	Q4 2022	Q4 2023	\$519,653	
8363	SEPULVEDA MS	6	KELLY GONEZ	NW	Q1 2023	Q4 2023	\$2,621,791	**
6905	STANFORD PC	5	JACKIE GOLDBERG	E	Q3 2022	Q3 2023	\$461,081	
8396	SUN VALLEY MS	6	KELLY GONEZ	NE	Q2 2023	Q1 2024	\$1,765,857	
6986	SUNNY BRAE EL	3	SCOTT M. SCHMERELSON	NW	Q1 2025	Q2 2025	\$1,793,052	
7178	TOLAND WAY EL	5	JACKIE GOLDBERG	C	Q3 2022	Q3 2023	\$672,493	
7260	TWEEDY EL	5	JACKIE GOLDBERG	E	Q4 2022	Q4 2023	\$986,908	
8898	VALLEY ACAD ARTS/SCI	3	SCOTT M. SCHMERELSON	NW	Q2 2024	Q4 2024	\$1,991,902	**
8434	VAN NUYS MS	3	SCOTT M. SCHMERELSON	NE	Q1 2025	Q2 2025	\$1,823,391	
8117	VISTA MS	6	KELLY GONEZ	NE	Q1 2024	Q3 2024	\$1,587,794	
8481	WEBSTER MS	4	NICK MELVOIN	W	Q1 2023	Q4 2023	\$1,362,479	
8487	WHITE MS	7	TANYA ORTIZ FRANKLIN	S	Q1 2024	Q3 2024	\$1,601,697	
8490	WILMINGTON MS	7	TANYA ORTIZ FRANKLIN	S	Q1 2024	Q4 2024	\$1,502,943	
7808	WILTON PL EL	2	MONICA GARCIA	W	Q1 2023	Q4 2023	\$1,655,438	
7836	WINNETKA EL	3	SCOTT M. SCHMERELSON	NW	Q4 2022	Q3 2023	\$1,171,162	
6872	WISDOM EL	7	TANYA ORTIZ FRANKLIN	S	Q1 2023	Q1 2024	\$781,275	
8591	WOODEN HS	3	SCOTT M. SCHMERELSON	NW	Q2 2024	Q4 2024	\$937,333	**
8493	WRIGHT ENG DES MAG	4	NICK MELVOIN	W	Q1 2023	Q4 2023	\$1,277,628	
							\$116,828,147	

**** Scope includes IT Network Equipment upgrades and Security system upgrades or installs**

School Network Systems Upgrade Project, Phase 1 (262 sites)
Attachment D4 – Implementation Schedule by Board District – Year 2

Loc Code	Site Name	Board District	Board Member	ESC	Anticipated Start	Anticipated Completion	Project Budget	
7301	24TH ST EL	1	DR. GEORGE J. MCKENNA, III	C	Q3 2022	Q3 2023	\$1,390,286	
3795	59TH ST EL	1	DR. GEORGE J. MCKENNA, III	W	Q1 2025	Q2 2025	\$672,493	
6644	74TH ST EL	1	DR. GEORGE J. MCKENNA, III	W	Q2 2023	Q1 2024	\$935,406	
2123	ANGELES MESA EL	1	DR. GEORGE J. MCKENNA, III	W	Q4 2022	Q4 2023	\$850,555	
5562	BARRETT EL	1	DR. GEORGE J. MCKENNA, III	S	Q3 2023	Q2 2024	\$1,362,479	
2877	CASTLE HTS EL	1	DR. GEORGE J. MCKENNA, III	W	Q4 2023	Q2 2024	\$808,845	
2945	CENTURY PARK EL	1	DR. GEORGE J. MCKENNA, III	W	Q4 2024	Q1 2025	\$949,309	
3002	CHARNOCK EL	1	DR. GEORGE J. MCKENNA, III	W	Q2 2024	Q4 2024	\$1,142,380	
8132	FOSHAY LC	1	DR. GEORGE J. MCKENNA, III	C	Q2 2024	Q4 2024	\$1,847,612	**
3500	MIDCITY PRESCOTT MAG	1	DR. GEORGE J. MCKENNA, III	W	Q1 2023	Q4 2023	\$447,178	
2397	BELVEDERE EL	2	MONICA GARCIA	E	Q1 2025	Q2 2025	\$1,212,223	
2562	BROOKLYN AVE EL	2	MONICA GARCIA	E	Q4 2024	Q1 2025	\$808,845	
2863	CASTELAR EL	2	MONICA GARCIA	C	Q4 2024	Q1 2025	\$864,459	
3192	COMMONWEALTH AVE EL	2	MONICA GARCIA	C	Q2 2024	Q4 2024	\$918,909	
8710	EARLY COLLEGE ACAD	2	MONICA GARCIA	C	Q3 2024	Q4 2024	\$321,161	
8118	EL SERENO MS	2	MONICA GARCIA	E	Q2 2023	Q1 2024	\$1,793,663	
4589	HOOVER EL	2	MONICA GARCIA	C	Q1 2024	Q3 2024	\$1,308,383	
1918	MCALISTER HS	2	MONICA GARCIA	C	Q4 2024	Q2 2025	\$828,112	
8757	METROPOLITAN HS	2	MONICA GARCIA	E	Q1 2024	Q3 2024	\$320,617	
2392	OLYMPIC PC	2	MONICA GARCIA	C	Q3 2024	Q1 2025	\$808,920	
7808	WILTON PL EL	2	MONICA GARCIA	W	Q1 2023	Q4 2023	\$1,655,438	
2335	BECKFORD EL	3	SCOTT M. SCHMERELSON	NW	Q3 2024	Q1 2025	\$849,839	
3027	CHATSWORTH PARK EL	3	SCOTT M. SCHMERELSON	NW	Q2 2024	Q4 2024	\$975,111	
3589	EMELITA ACAD CHTR	3	SCOTT M. SCHMERELSON	NW	Q4 2023	Q3 2024	\$672,493	
4117	GERMAIN ACAD ACADEMIC ACHV	3	SCOTT M. SCHMERELSON	NW	Q4 2024	Q1 2025	\$920,787	
8182	HOLMES MS	3	SCOTT M. SCHMERELSON	NW	Q2 2024	Q4 2024	\$1,226,126	
4762	KNOLLWOOD PREP ACAD	3	SCOTT M. SCHMERELSON	NW	Q3 2024	Q1 2025	\$1,120,353	
8217	LAWRENCE MS	3	SCOTT M. SCHMERELSON	NW	Q1 2025	Q2 2025	\$1,587,794	
8238	MILLIKAN MS	3	SCOTT M. SCHMERELSON	NE	Q3 2022	Q3 2023	\$1,751,953	
8513	NORTHRIDGE ACAD HS	3	SCOTT M. SCHMERELSON	NW	Q3 2023	Q2 2024	\$935,406	
8283	NORTHRIDGE MS	3	SCOTT M. SCHMERELSON	NW	Q3 2022	Q3 2023	\$1,404,189	
6233	RESEDA EL	3	SCOTT M. SCHMERELSON	NW	Q3 2022	Q3 2023	\$1,224,783	
6986	SUNNY BRAE EL	3	SCOTT M. SCHMERELSON	NW	Q1 2025	Q2 2025	\$1,793,052	
8898	VALLEY ACAD ARTS/SCI	3	SCOTT M. SCHMERELSON	NW	Q2 2024	Q4 2024	\$1,991,902	**
8434	VAN NUYS MS	3	SCOTT M. SCHMERELSON	NE	Q1 2025	Q2 2025	\$1,823,391	
7836	WINNETKA EL	3	SCOTT M. SCHMERELSON	NW	Q4 2022	Q3 2023	\$1,171,162	
8591	WOODEN HS	3	SCOTT M. SCHMERELSON	NW	Q2 2024	Q4 2024	\$937,333	**
8493	WRIGHT ENG DES MAG	4	NICK MELVOIN	W	Q1 2023	Q4 2023	\$1,277,628	
8038	BANCROFT MS	4	NICK MELVOIN	W	Q3 2022	Q3 2023	\$1,212,223	
8696	BERNSTEIN SH	4	NICK MELVOIN	W	Q3 2023	Q1 2024	\$2,467,423	**
2712	CALVERT CHTR EL	4	NICK MELVOIN	NW	Q2 2024	Q4 2024	\$710,091	
2741	COMMUNITY EL	4	NICK MELVOIN	W	Q3 2024	Q4 2024	\$723,279	
8123	EMERSON COMM CHTR	4	NICK MELVOIN	W	Q3 2024	Q1 2025	\$850,555	
4712	KENTWOOD EL	4	NICK MELVOIN	W	Q1 2025	Q2 2025	\$784,434	
5014	LOYOLA VILLAGE EL	4	NICK MELVOIN	W	Q4 2022	Q4 2023	\$836,652	
7402	MOSK EL	4	NICK MELVOIN	NW	Q2 2023	Q1 2024	\$519,653	
8909	PHOENIX HS (W Venice SH)	4	NICK MELVOIN	W	Q1 2023	Q4 2023	\$198,168	
8670	RICHARD ALONZO CDS (w Bernstein SH)	4	NICK MELVOIN	W	Q3 2023	Q2 2024	\$328,550	
6384	ROSEWOOD EL	4	NICK MELVOIN	W	Q3 2024	Q1 2025	\$559,835	
8481	WEBSTER MS	4	NICK MELVOIN	W	Q1 2023	Q4 2023	\$1,362,479	
2068	ALLESANDRO EL	5	JACKIE GOLDBERG	C	Q2 2024	Q4 2024	\$625,241	
8094	CARVER MS	5	JACKIE GOLDBERG	C	Q3 2023	Q1 2024	\$1,489,040	
8614	EAGLE ROCK SH	5	JACKIE GOLDBERG	C	Q2 2023	Q1 2024	\$2,127,524	
3548	ELIZABETH LC	5	JACKIE GOLDBERG	E	Q3 2024	Q1 2025	\$1,333,775	**
6873	ESCALANTE EL	5	JACKIE GOLDBERG	E	Q4 2023	Q3 2024	\$1,061,874	**
8643	FRANKLIN SH	5	JACKIE GOLDBERG	C	Q4 2023	Q3 2024	\$2,056,577	
8151	GAGE MS	5	JACKIE GOLDBERG	E	Q1 2024	Q3 2024	\$2,224,764	
8645	HIGHLAND PARK HS (w Franklin)	5	JACKIE GOLDBERG	C	Q1 2024	Q3 2024	\$184,264	
4918	LOMA VISTA EL	5	JACKIE GOLDBERG	E	Q1 2024	Q3 2024	\$1,113,469	
5301	MIDDLETON EL	5	JACKIE GOLDBERG	E	Q1 2024	Q3 2024	\$1,362,479	
5384	MONTE VISTA EL	5	JACKIE GOLDBERG	C	Q3 2024	Q1 2025	\$710,091	
6329	ROCKDALE EL	5	JACKIE GOLDBERG	C	Q1 2025	Q2 2025	\$461,081	
6905	STANFORD PC	5	JACKIE GOLDBERG	E	Q3 2022	Q3 2023	\$461,081	
7178	TOLAND WAY EL	5	JACKIE GOLDBERG	C	Q3 2022	Q3 2023	\$672,493	
7260	TWEEDY EL	5	JACKIE GOLDBERG	E	Q4 2022	Q4 2023	\$986,908	

School Network Systems Upgrade Project, Phase 1 (262 sites)
Attachment D4 – Implementation Schedule by Board District – Year 2

Loc Code	Site Name	Board District	Board Member	ESC	Anticipated Start	Anticipated Completion	Project Budget	
7398	ALTA CALIFORNIA EL	6	KELLY GONEZ	NW	Q3 2022	Q3 2023	\$715,869	
3493	DYER EL	6	KELLY GONEZ	NE	Q4 2023	Q3 2024	\$1,638,502	
8876	EVERGREEN HS (w Sylmar)	6	KELLY GONEZ	NE	Q2 2023	Q1 2024	\$198,168	
4431	HARDING EL	6	KELLY GONEZ	NE	Q3 2023	Q2 2024	\$850,555	
4515	HERRICK EL	6	KELLY GONEZ	NE	Q4 2024	Q2 2025	\$980,064	
4870	LIGGETT ST EL	6	KELLY GONEZ	NW	Q4 2024	Q2 2025	\$1,000,811	
1948	LOWMAN SP ED CTR	6	KELLY GONEZ	NE	Q3 2023	Q2 2024	\$461,081	
8228	MACLAY MS	6	KELLY GONEZ	NE	Q4 2022	Q3 2023	\$1,113,469	
5397	MORNINGSIDE EL	6	KELLY GONEZ	NE	Q4 2024	Q2 2025	\$1,574,290	
8916	MT LUKENS HS (w Verdugo Hills)	6	KELLY GONEZ	NE	Q4 2023	Q2 2024	\$184,264	
5918	OXNARD ST EL	6	KELLY GONEZ	NE	Q3 2024	Q1 2025	\$881,310	
5604	PANORAMA CITY EL	6	KELLY GONEZ	NW	Q1 2025	Q2 2025	\$853,503	
6192	RANCHITO AVE EL	6	KELLY GONEZ	NE	Q1 2025	Q2 2025	\$751,801	
6452	SAN FERNANDO EL	6	KELLY GONEZ	NE	Q1 2024	Q3 2024	\$1,423,273	
7404	SANTANA ARTS ACAD	6	KELLY GONEZ	NW	Q4 2022	Q4 2023	\$519,653	
8363	SEPULVEDA MS	6	KELLY GONEZ	NW	Q1 2023	Q4 2023	\$2,621,791	**
8396	SUN VALLEY MS	6	KELLY GONEZ	NE	Q2 2023	Q1 2024	\$1,765,857	
8117	VISTA MS	6	KELLY GONEZ	NE	Q1 2024	Q3 2024	\$1,587,794	
5857	107TH ST EL	7	TANYA ORTIZ FRANKLIN	S	Q1 2023	Q4 2023	\$1,277,628	
5884	112TH ST EL	7	TANYA ORTIZ FRANKLIN	S	Q4 2023	Q2 2024	\$1,085,662	
5887	122ND ST EL	7	TANYA ORTIZ FRANKLIN	S	Q4 2022	Q3 2023	\$1,014,715	
5534	99TH ST EL	7	TANYA ORTIZ FRANKLIN	S	Q4 2023	Q2 2024	\$980,064	
2096	AMESTOY EL	7	TANYA ORTIZ FRANKLIN	S	Q4 2023	Q2 2024	\$1,099,566	
6886	BACA ARTS ACAD	7	TANYA ORTIZ FRANKLIN	S	Q3 2023	Q2 2024	\$715,869	
8090	CARNEGIE MS	7	TANYA ORTIZ FRANKLIN	S	Q2 2024	Q4 2024	\$1,362,479	
8575	CARSON SH	7	TANYA ORTIZ FRANKLIN	S	Q4 2022	Q3 2023	\$2,331,070	**
2890	CATSKILL EL	7	TANYA ORTIZ FRANKLIN	S	Q4 2023	Q2 2024	\$1,464,969	
7761	CDS JOHNSON (DOROTHY V.) (w Markham)	7	TANYA ORTIZ FRANKLIN	S	Q3 2022	Q3 2023	\$221,863	
3302	CRESTWOOD ST EL	7	TANYA ORTIZ FRANKLIN	S	Q4 2024	Q1 2025	\$849,839	
8110	DODSON MS	7	TANYA ORTIZ FRANKLIN	S	Q1 2025	Q2 2025	\$1,540,542	
8112	DREW MS	7	TANYA ORTIZ FRANKLIN	S	Q3 2023	Q1 2024	\$1,502,943	
8578	EAGLE TREE HS (w Carson SH)	7	TANYA ORTIZ FRANKLIN	S	Q4 2022	Q4 2023	\$221,863	
8113	EDISON MS	7	TANYA ORTIZ FRANKLIN	S	Q1 2023	Q4 2023	\$1,113,469	
2942	ESTRELLA EL	7	TANYA ORTIZ FRANKLIN	C	Q4 2024	Q1 2025	\$543,348	
3822	FIGUEROA EL	7	TANYA ORTIZ FRANKLIN	S	Q2 2023	Q1 2024	\$808,845	
8650	FREMONT SH	7	TANYA ORTIZ FRANKLIN	S	Q2 2023	Q1 2024	\$2,983,458	**
4041	GARDENA EL	7	TANYA ORTIZ FRANKLIN	S	Q2 2023	Q1 2024	\$850,555	
8727	KING-DREW MED MAG	7	TANYA ORTIZ FRANKLIN	S	Q3 2023	Q2 2024	\$1,516,846	
8487	WHITE MS	7	TANYA ORTIZ FRANKLIN	S	Q1 2024	Q3 2024	\$1,601,697	
8490	WILMINGTON MS	7	TANYA ORTIZ FRANKLIN	S	Q1 2024	Q4 2024	\$1,502,943	
6872	WISDOM EL	7	TANYA ORTIZ FRANKLIN	S	Q1 2023	Q1 2024	\$781,275	

\$116,828,147

**** Scope includes IT Network Equipment upgrades and Security system upgrades or installs**

INTEROFFICE CORRESPONDENCE
Los Angeles Unified School District
INFORMATION TECHNOLOGY DIVISION
*Equity Impact Statement***

TO: Members, Board of Education
Megan K. Reilly, Interim Superintendent

DATE: November 9, 2021

FROM: Soheil Katal, Chief Information Officer

SUBJECT: BOARD REPORT 118-21/22, AMENDMENT TO ITD STRATEGIC EXECUTION PLAN TO APPROVE THE SCHOOL NETWORK SYSTEMS UPGRADE PROJECT, PHASE 1 (262 SITES)

Board Meeting Date:	November 9, 2021
----------------------------	-------------------------

Equity Impact				
Component	1	2	3	4
Recognition	Does not recognize historical inequities	Vaguely recognizes historical inequities	Affirmatively recognizes historical inequities	Actively recognizes and specifies historical inequities to correct
Resource Prioritization	Does not prioritize resources based on student need	Somewhat prioritizes resources based on student need	Prioritizes resources based on student need	Effectively prioritizes resources based on student need
Results	Unlikely to result in closed opportunity gaps	May result in closed opportunity gaps	Likely to result in closed opportunity gaps	Extremely likely to result in closed opportunity gaps
Component	Score	Score Rationale		
Recognition	4	A District-Wide survey was completed in 2017 (updated in 2021) to identify the condition of schools' telecommunications systems. Schools' systems are prioritized and ranked by the following criteria: System Condition, Available Parts, Failure Rates, End-of-Support, Technology Options and Incidents (SAFETI). As funding has become available, telecommunication projects have been executed. Despite the progress that has been made, approximately 70% of K-12 school sites are experiencing IT systems reliability and availability challenges. This board report presents Phase 1 of a two-phase project to deliver a modernized, state-of-the-art network to all District schools. Phase 2 will be brought forward for approval in Q1 2023.		
Redistribution	4	This project utilizes District resources to meet student needs. Internet access and sufficient bandwidth is vital to delivery of learning programs to students on campus (fiber optic cabling, LAN and WLAN). This is important to closing the opportunity gap for students most in need. Furthermore, upgrade of		

		<p>communication systems on school sites is vital to ensuring student safety on campus (PA / Intercom, telephone).</p> <p>This project prioritizes the District's resources toward address of two key goals - Proficiency for All and School Safety / providing a Safe Learning Environments that Fosters Success.</p> <p>This project is directly aligned with the District's Proficiency for All goal as the Fiber Cabling, Local Area Network (LAN) and Wireless Local Area Network (WLAN) components enable increased access of the Internet and learning content on campus.</p> <p>Furthermore, this project is directly aligned with the District's School Safety goal of providing a Safe Learning Environments that Fosters Success, by replacing end-of-life or installing new key communications (Voice Over IP / Telephone, public address / intercom) and safety equipment.</p>
Results	4	<p>This project addresses the District goals of Proficiency for All and School Safety / providing a Safe Learning Environment that Fosters Success. Access to Internet facilitates learning opportunities on campus, which closes opportunity gaps. Likewise, the communication and safety systems implemented as part of this project are likely to make campuses a safer environment, closing the opportunity gap.</p>
TOTAL	12	
Contact Person:		Telephone:
Email:		
Soheil Katal		(213) 241-1650
		soheil.katal@lausd.net

***Form to be completed for Board Report items that expend funds.*